



Worksheets for Primary Stage

Level - 1 & 2

5th Class - ENGLISH



ENGLISH WORKSHEETS

CLASS V

LEVEL-1

1) Readiness Programme

&

LEVEL-2

2) Academic Year 2020-21

Bridging the gap activities

UNIT - I : Let's Be Friends



**STATE COUNCIL OF EDUCATIONAL RESEARCH & TRAINING,
TELANGANA, HYDERABAD.**

Acknowledgement

The State Council of Educational Research and Training, Telangana extends its gratitude to Smt. P. Sabitha Indrareddy, Hon'ble Minister of Education, Smt. Chitra Ramachandran, Spl. Chief Secretary to Education, Ms. A. Sridevasena, Director of School Education for their inspiration and guidance in the development of **Worksheets** for all subjects for Classes II to X to reach out to the children during the lockdown.

Further, SCERT, Telangana expresses heartfelt thanks to Subject Experts, Editorial Team and DTP operators for their commendable work in designing the worksheets using online platforms and social media groups for discussions while developing the material.

August, 2020
Hyderabad.

B. Seshu Kumari
Director, SCERT

DEVELOPMENT TEAM

Chairperson:

Smt. B. Seshu Kumari, Director, SCERT, Telangana, Hyderabad.

Subject in-charge:

Smt. V. Neeraja GPS St.Peter's Kachiguda Hyderabad.

Members:

Nuzhath Begum, GPS St .Peter, Kachiguda ,Hyderabad.

R .Surender, MPS Mallupally Thanda, Bhiknoor(Mdl)Kamareddy.

S.Monica, GPS Chinthalguda, Khairathabad1, Hyderabad.

L.Indira, GNMPS Malakpet,Saidabad (Mdl), Hyderabad.

M.Saritha, MPPS Basanth Nagar, Palakurthy(Mdl) Peddapally.

P.Shirisha, MPPS Kushaiguda,Kapra(Mdl),Medchal.

R. Sridevi, GPS Mrc Colony, Filmnagar, Hyderabad

B.Sridevi, UPS Ambaripet, Velgatur, Jagityal.

U.Shakeena GRACE, TMRS Goshamhal (Boys) , Hyderabad.

Coordinators :

Tahaseen Sultana, Professor & Head, C&T Department, SCERT, TS.

J. Krishna Nagamani, SCERT, TS, Hyderabad.

Editors:

V. Neeraja GPS St. Peter's Kachiguda Hyderabad.

Technical Support :

Smt. Sowjanya, SCERT, T, Hyderabad.

K. Lalitha, SCERT, TS, Hyderabad.

ENGLISH - CLASS V

(Class V Basics)

Level 1

INDEX

Sl. No.	CONTENT	LANGUAGE COMPONENT	PAGES
1	Things Around us	Grammar, conventions of writing ,Reading Comprehension	1
2	Things I do	Grammar, Vocabulary ,Reading Comprehension	2-3
3	Puzzle	Grammar, conventions of writing ,Reading Comprehension	4-5
4	General English	Grammar, Vocabulary ,Reading Comprehension	6-7
5	My School	Grammar, Vocabulary ,Reading Comprehension	8-9
6	Prefixes and Suffixes	Grammar, Vocabulary ,Reading Comprehension	10-11
7	Degrees of Comparison	Grammar, Vocabulary ,Reading Comprehension	12-13
8	Singulars and Plurals	Vocabulary ,Reading Comprehension	14-15
910	Animals and Their Babies	Vocabulary ,Reading Comprehension	16-17
11	Qualities	Grammar, Vocabulary ,Reading Comprehension	18-19
12	I am / I'm(Contractions)	Grammar, Vocabulary ,Reading Comprehension	20-21
13	Sentences	Grammar, Vocabulary ,Reading Comprehension	22-23
14	Two Friends	Grammar, Vocabulary ,Reading Comprehension	24-25
15	Brave Boy	Grammar, Vocabulary ,Reading Comprehension	26-27
16	Wise woman	Grammar, Vocabulary ,Reading Comprehension	28-29
17	Kind Rita	Grammar, Conventions of writing, Reading Comprehension	30-31
18	Cost of Carelessness	Grammar, Description, Reading Comprehension	32-34
19	Be alert – Be Safe	Grammar, Description ,Reading Comprehension	35-36

ENGLISH - Class V
Academic Year 2020-21 (Level- II)

INDEX

Sl. No.	Name of the Unit	Language Comp	Page no.
1.	Bridging the gap activities	1. Conversation 2. Description 3. Conversation 4. Description 5. Paragraph writing 6. Conversation 7. Description 8. Conversation 9. Description	1-6 7-8 9-13 14 15 16-20 21-22 23-27 28-29
2	Let's Be Friends	10. .Conversation 11. Description 12. Conversation 13. Letter 14. Description 15. Slogan 16. Conversation	30-35 36-46 47-51 52-56 57-64 65 66-72

☆ Language components : Reading Comprehension, Vocabulary, Grammar are included in all the worksheets .Conventions of Writing are covered as per the need

LEVEL-1

Readiness Programme



**STATE COUNCIL OF EDUCATIONAL RESEARCH AND TRAINING
TELANGANA, HYDERABAD.**

READINESS PROGRAMME LEVEL - I

Class : V

Medium : All Media

Subject : English

Topic / Concept : Grammar / Conventions of Writing

Worksheet No : 1

I. Tick the correctly spelt word and write it in the space provided.

- | | | | |
|---------------|------------|-----------|-----------|
| 1. chiar | chair | cheir | 1. _____ |
| 2. tabel | tabal | table | 2. _____ |
| 3. door | doar | dore | 3. _____ |
| 4. light | lite | ligh | 4. _____ |
| 5. pilow | pillow | pilloe | 5. _____ |
| 6. soop | soap | sope | 6. _____ |
| 7. bresh | brush | briush | 7. _____ |
| 8. toothpaste | toathpaste | toothpast | 8. _____ |
| 9. aggs | eegs | eggs | 9. _____ |
| 10. shop | shoep | shopp | 10. _____ |
| 11. eyes | eyis | iyes | 11. _____ |
| 12. noos | nose | nois | 12. _____ |
| 13. hands | hends | hains | 13. _____ |
| 14. lags | legs | leigs | 14. _____ |
| 15. tongue | tonge | tung | 15. _____ |

II. Write any five naming words (nouns).

- | | |
|----------|----------|
| 1. _____ | 3. _____ |
| 2. _____ | 4. _____ |
| 5. _____ | |

III. Replace the underlined words with the suitable pronouns. (I, We, They, He, She)

1. Rani is very kind. _____ likes to help others.
2. Raju is eating a mango. _____ likes mangoes.
3. Rahul and Ravi are playing. _____ enjoy playing in their garden.
4. Geetha and I are good friends. _____ are studying in 5th class.
5. Sachin says, “ _____ am a cricketer.”



**STATE COUNCIL OF EDUCATIONAL RESEARCH AND TRAINING
TELANGANA, HYDERABAD.**

READINESS PROGRAMME LEVEL - I

Class : V

Medium : All Media

Subject : English

Topic / Concept : Grammar / Conventions of Writing

Worksheet No : 2

I. Fill in the blanks using can and cannot.

E.g.: I **can** cook.

I **cannot** swim.

1. I _____ read. I _____ cook food.
2. I _____ swim. I _____ draw.
3. I _____ run fast. I _____ drive.
4. I _____ sing. I _____ dance.
5. I _____ fly a kite. I _____ climb trees.

II. You might know what you and your best friend can/cannot do. Fill in the Blanks.

1. I can _____. I cannot _____.
2. My best friend can _____. My best friend cannot _____.
3. I cannot _____. I can _____.
4. My best friend cannot _____. My best friend can _____.
5. I can _____. I cannot _____.
6. My best friend can _____. My best friend cannot _____.
7. I can _____. I cannot _____.
8. My best friend can _____. My best friend cannot _____.

III. Write any 6 of your likes and dislikes.

I like...	I dislike...
Ex. I like chicken.	Ex. I dislike mutton.



**STATE COUNCIL OF EDUCATIONAL RESEARCH AND TRAINING
TELANGANA, HYDERABAD.**

READINESS PROGRAMME LEVEL - I

Class : V

Medium : All Media

Subject : English

Topic / Concept : Vocabulary / Grammar

Worksheet No : 3

I. Fill in the blanks with appropriate articles.

Once _____(a/an) lion was sleeping under _____(**a/the**) tree. _____(a/ an) mouse was moving around playfully. _____(the/a) mouse suddenly saw _____(the/a) lion. It was afraid and jumped right on _____(the/an) lion's belly. Then _____(the/a) lion woke up and looked at _____(the/a) mouse angrily. It wanted to kill _____(**the/a**) mouse but _____(the/a) mouse was too small and weak. _____(**the/a**) mouse begged _____(an/the) lion to pardon. _____(the/a) lion just laughed at _____(**the/a**) mouse and let it go.

II. Tick the correct highlighted word.

1. I don't have **much/many** time.
2. Sarita does not have **many/much** friends.
3. How **many/more** rupees do you have?
4. I need to exercise **more/much**.
5. I would love to try **some/few** food in this restaurant.
6. There are a **few/little** apples in the basket.
7. A **little/few** sugar is left in the jar.
8. I don't have **some/any** idea.
9. There are **several/a lot of** books on the table.
10. **Many/more** students wore white dress.

III. Identify the action words (verbs) in the following word puzzle

J	C	R	Y	H	W	O	V	O	S	R	B	M	Y
U	K	I	M	I	U	G	W	C	O	O	K	O	E
M	O	C	U	S	P	E	A	K	A	P	U	L	L
P	C	P	K	L	F	D	U	D	X	E	A	B	L
A	C	U	Q	D	C	X	A	K	J	B	K	T	P
B	L	S	X	Y	P	N	L	N	G	N	D	U	C
P	L	L	H	B	A	Y	F	S	R	B	A	V	U
E	P	E	S	O	W	Q	F	I	A	D	N	S	T
A	Y	E	H	L	U	Z	N	U	R	L	C	J	U
C	R	P	O	R	G	T	R	G	E	A	E	A	T
H	U	L	U	N	C	C	R	Q	S	T	P	C	C
J	T	L	T	G	S	A	V	H	A	J	O	E	A
W	I	G	D	R	E	A	M	C	U	A	M	P	S
R	U	N	Q	H	K	B	P	K	I	J	Q	N	B

IV. List the action words (verbs) identified in the puzzle.

- | | |
|----------|-----------|
| 1. _____ | 9. _____ |
| 2. _____ | 10. _____ |
| 3. _____ | 11. _____ |
| 4. _____ | 12. _____ |
| 5. _____ | 13. _____ |
| 6. _____ | 14. _____ |
| 7. _____ | 15. _____ |
| 8. _____ | |



**STATE COUNCIL OF EDUCATIONAL RESEARCH AND TRAINING
TELANGANA, HYDERABAD.**

READINESS PROGRAMME LEVEL - I

Class : V

Medium : All Media

Subject : English

Topic / Concept : Grammar / Vocabulary

Worksheet No : 4

I. Circle the prepositions in the following sentences

1. The cat drank the milk in the bowl. The bowl was on the table.
2. Akbar was the son of Emperor Humayun. He lived from 1543 to 1605 A.D.
3. They are looking at the passengers on the ship.
4. Shreya and Divya play with each other every day.
5. The boy is sleeping in the shade of the tree.
6. My brother is very fond of fishing.
7. This stream flows through the forest.
8. My sister is fond of music.
9. My grandfather is walking in the park.
10. My books are on the table.

II. Fill in the blanks with appropriate conjunctions.

1. Ravi _____ Giri are good friends.(and/or)
2. Rahul tried to solve the problem _____(but/ so) he could not succeed.
3. I was feeling very hungry _____ (so/yet) I made an omelette.
4. Neither this pink dress _____ (nor/or) the green one looks good on me.
5. I called my friend to thank her _____(for/ with) the lovely gift.
6. _____ (if/or) you find my pencil, please tell me.
7. I will have either tea _____(and/or) coffee.
8. Geetha didn't study, _____ (and/so) she failed.
9. My mother got wet _____ (as/so) she didn't take an umbrella.
10. I love mangoes _____ (but/and) I hate apples.

III. Write the following words in the correct column.

happy **never** **safely** **short** **noisily** **bright**
truly **funny** **calmly** **sleepy** **cruel** **badly**
dull **cool** **calm** **hardly** **nice** **easily**
foolishly **greatly**

adjectives	adverbs

IV. Write the appropriate word in the blanks.

- Rahul is a _____ boy. He faced the thief _____.
(brave, bravely)
- Rashmi is a _____ girl. She handles every situation _____.
(cleverly, clever)
- Daya takes everything _____. He is a very _____ man.
(serious, seriously)
- Neha speaks _____ with everyone. She is a _____ lady.
(nice, nicely)
- My brother is a _____ boy. He does his work _____.
(careless, carelessly)

My mother

My mother is tall and thin. She is very kind and generous.

V. Now describe your mother in two sentences.

My mother is...



**STATE COUNCIL OF EDUCATIONAL RESEARCH AND TRAINING
TELANGANA, HYDERABAD.**

READINESS PROGRAMME LEVEL - I

Class : V

Medium : All Media

Subject : English

Topic / Concept : Grammar / Reading Comprehension

Worksheet No : 5

I. Answer the following questions.

1. Who is the head of your school?

2. Who teaches you at school?

3. What is the name of your class teacher?

4. Write any two qualities of a good student?

5. What do you learn at school?

II. Write any five good and bad qualities of students.

**(determined, careless, inattentive, active, dedicated, humble, disobedient,
hardworking, impolite, stubborn, indisciplined, caring)**

good qualities	bad qualities
obedient	lazy

III. Read the following words.

music	English	fighting
Telugu	grammar	reading
wrestling	painting	reciting
dance	pottery	Hindi
crafts	science	social

Now write the things which you do / learn at your school.



**STATE COUNCIL OF EDUCATIONAL RESEARCH AND TRAINING
TELANGANA, HYDERABAD.**

READINESS PROGRAMME LEVEL - I

Class : V

Medium : All Media

Subject : English

Topic / Concept : Vocabulary

Worksheet No : 6

I. Add the prefix “un-” to the following words and rewrite them.

1. _____ able _____
2. _____ safe _____
3. _____ known _____
4. _____ happy _____
5. _____ tie _____

II. Add the prefix “dis-” to the following words and rewrite them.

1. _____ appear _____
2. _____ courage _____
3. _____ agree _____
4. _____ honest _____
5. _____ obey _____

III. Add the suffix “-ment” to the following words and rewrite them.

1. enjoy _____
2. develop _____
3. govern _____
4. treat _____
5. punish _____

IV. Write two words that contain these prefixes or suffixes

Prefix re-

1. _____
2. _____

Suffix -age

1. _____
2. _____

Prefix mis-

1. _____
2. _____

Suffix -er

1. _____
2. _____

V. Make your own sentences with following word and write them the space provided.

1. safe

2. happy

3. agree

4. enjoy

5. obey

6. honest

7. courage

8. treatment



**STATE COUNCIL OF EDUCATIONAL RESEARCH AND TRAINING
TELANGANA, HYDERABAD.**

READINESS PROGRAMME LEVEL - I

Class : V

Medium : All Media

Subject : English

Topic / Concept : Vocabulary / Grammar

Worksheet No : 7

I. Add –er and –est to the following words

word	-er	-est
Ex. fast	Ex. faster	Ex. fastest
1. poor		
2. proud		
3. quiet		
4. sharp		
5. slow		

II. Add “more” and “most” to the following words

word	more	most
Ex. difficult	Ex. more difficult	Ex. most difficult
1. beautiful		
2. important		
3. popular		
4. expensive		
5. famous		

III. Write comparative and superlative degrees of the following words.

positive	comparative	superlative
Ex. sweet	Ex. sweeter	Ex. sweetest
1. hot		
2. old		
3. big		
4. large		
5. fat		
6. high		
7. wise		
8. safe		
9. tall		
10. short		



**STATE COUNCIL OF EDUCATIONAL RESEARCH AND TRAINING
TELANGANA, HYDERABAD.**

READINESS PROGRAMME LEVEL - I

Class : V

Medium : All Media

Subject : English

Topic / Concept : Grammar / Vocabulary / Reading Comprehension Worksheet No : 8

I. Write the plural forms of the underlined words.

1. I have one box. How many _____ do you have?
2. This red rose is beautiful. Look! There are many _____ in the garden.
3. I ate an orange. There were many _____ in the basket.
4. My sister has one blue dress and I have two blue _____.
5. Look at that bright star. There are many _____ in the sky.

II. Write the singular forms of the following words.

1. factories - _____
2. knives - _____
3. buses - _____
4. babies - _____
5. calves - _____

III. Write the plural forms of the following.

Singular	plural	singular	plural
Ex. copy	copies	Ex. monkey	monkeys
1. lady		1. tray	
2. family		2. turkey	
3. library		3. kidney	

Singular	plural	singular	plural
4. city		4. ray	
5. country		5. birthday	
6. lorry		6. trolley	
7. diary		7. spray	
8. story		8. key	
9. body		9. valley	
10. party		10. way	



**STATE COUNCIL OF EDUCATIONAL RESEARCH AND TRAINING
TELANGANA, HYDERABAD.**

READINESS PROGRAMME LEVEL - I

Class : V

Medium : All Media

Subject : English

Topic / Concept : Reading Comprehension

Worksheet No : 9

I. Choose the correct young one of the underlined animals/birds from the options.

1. Gorilla is carrying her _____ on her back. ()
A) infant B) kid C) cub D) calf
2. There is a kangaroo and its _____ is sleeping in its pouch. ()
A) infant B) joey C) kitten D) calf
3. Look at the dove and its beautiful _____. ()
A) infant B) joey C) kitten D) squabs
4. Eagle flies very high and it trains its _____ well. ()
A) eaglets B) joey C) kitten D) squabs
5. I am a rabbit. Here's my naughty _____. ()
A) eaglets B) joey C) bunny D) squabs

II. Match the following animals with their young ones.

- | | | |
|-----------|---------|---------------|
| 1) duck | () | A) lamb |
| 2) lion | () | B) calf |
| 3) goat | () | C) kitten |
| 4) deer | () | D) fingerling |
| 5) sheep | () | E) duckling |
| 6) cat | () | F) kid |
| 7) cow | () | G) cub |
| 8) donkey | () | H) puppy |
| 9) fish | () | I) fawn |
| 10) dog | () | J) foal |

III. Write any five animals and their young ones you know.

	Name of the animal	its young one
1.	_____	_____
2.	_____	_____
3.	_____	_____
4.	_____	_____
5.	_____	_____



**STATE COUNCIL OF EDUCATIONAL RESEARCH AND TRAINING
TELANGANA, HYDERABAD.**

READINESS PROGRAMME LEVEL - I

Class : V

Medium : All Media

Subject : English

Topic / Concept : Vocabulary / Creative Expression

Worksheet No : 10

I. Write these words under given headings.

honesty	patience	washing hands
throwing things around	putting fingers in mouth	bathing daily
keeping nails short	saying sorry	biting nails
lying	stealing	sharing
cleaning up dirt	helping others	exercise
arguing	using bad words	selfishness
demanding	not bathing	

good habits	bad habits
1.	
2.	
3.	
4.	
5.	
6.	
7.	
8.	
9.	
10.	

II. Write any five good qualities you have learnt in your school.

1. _____
2. _____
3. _____
4. _____
5. _____

III. Write any five causes of illness.

Ex. Over eating

1. _____
2. _____
3. _____
4. _____
5. _____



**STATE COUNCIL OF EDUCATIONAL RESEARCH AND TRAINING
TELANGANA, HYDERABAD.**

READINESS PROGRAMME LEVEL - I

Class : V

Medium : All Media

Subject : English

Topic / Concept : Grammar / Reading Comprehension

Worksheet No : 11

I. Write the contracted form of the following.

1. I am - _____
2. You are - _____
3. He is - _____
4. She is - _____
5. It is - _____
6. We are - _____
7. You are - _____
8. They are - _____
9. I was not - _____
10. We would - _____

II. Write the long form of the following.

1. We're not - _____
2. She's got - _____
3. You mustn't - _____
4. He wouldn't - _____
5. Rita doesn't - _____

III. Tick the correct sentence

1. Their coming here for the holidays.
There coming here for the holidays.
They're coming here for the holidays.

2. Its had raining
It's raining
It s have raining

3. We shouldn't fight
We shouldnt' fight
We should'nt fight

4. I cann't eat so much food
I can't eat so much food
I ca't eat so much food.

5. I'm very tired.
I a'm very tired.
I'am very tired.



**STATE COUNCIL OF EDUCATIONAL RESEARCH AND TRAINING
TELANGANA, HYDERABAD.**

READINESS PROGRAMME LEVEL - I

Class : V

Medium : All Media

Subject : English

Topic / Concept : Grammar

Worksheet No : 12

I. Choose the correct kind of sentence.

1. Exclamatory sentence ends with _____ ()
A) a full stop B) a question mark C) an exclamation mark D) none
2. A sentence that gives an order or a command is _____. ()
A) declarative B) interrogative C) imperative D) exclamatory
3. _____ sentence ends with a question mark? ()
A) declarative B) imperative C) interrogative D) exclamatory
4. I have a pink dress. ()
A) exclamatory B) interrogative C) imperative D) declarative
5. Wash your hair. ()
A) declarative B) interrogative C) imperative D) exclamatory
6. What are you writing? ()
A) declarative B) interrogative C) imperative D) exclamatory
7. The house is on fire! ()
A) declarative B) interrogative C) imperative D) exclamatory
8. Where are my books? ()
A) imperative B) interrogative C) declarative D) exclamatory

II. Read the following sentences and write the kind of sentence.

1. Brush your teeth. _____
2. I hate milk. _____
3. Shut the door. _____
4. Why is the baby crying? _____
5. How well he dances! _____
6. We won the match! _____
7. Where are you going? _____
8. I am watching my favourite movie. _____
9. I just finished eating. _____
10. Stand up. _____

III. Write any two interrogative sentences.

1. _____
2. _____



**STATE COUNCIL OF EDUCATIONAL RESEARCH AND TRAINING
TELANGANA, HYDERABAD.**

READINESS PROGRAMME LEVEL - I

Class : V

Medium : All Media

Subject : English

Topic / Concept : Reading Comprehension

Worksheet No : 13

I. Read the following passage.

Raju and Ravi are best friends. They study in a government school. They are in class V. Raju is taller than Ravi. They go to school on foot. Every morning they meet near the banyan tree in front of the sarpanch's house and walk to school together. They are very good and obedient children. They are liked by everyone in the school as they are very kind and helpful.

Answer the following questions :

1. Which school does Ravi study in?

2. How do Raju and Ravi go to school?

3. Where do they meet every morning?

4. Write the superlative form of the word 'taller'.

5. What kind of children are they?

6. Write the opposite of obedient.

7. Pick any one action word (verb) from the passage and make a sentence with it.

8. How do you go to school?

9. Who is your best friend?

10. Which class are you studying in?

II. Fill in the blanks

1. Raju and Ravi are _____ friends.

2. Raju and Ravi are studying in _____ standard.

3. Raju studies in _____ school.

4. _____ is the meaning of kind.

5. Better is the comparative degree of _____ word from the passage.



**STATE COUNCIL OF EDUCATIONAL RESEARCH AND TRAINING
TELANGANA, HYDERABAD.**

READINESS PROGRAMME LEVEL - I

Class : V

Medium : All Media

Subject : English

Topic / Concept : Reading Comprehension

Worksheet No : 14

I. Read the following passage.

In a village called Navipet everyone was so scared of the robbers. So, they finished their works before dusk and locked themselves in their respective homes. Nobody dared to come out of their houses. There lived a short and fair boy named Naveen in that village. He was a very brave boy. It was a summer night. Unable to bear the heat, Naveen opened the window and slept. All the family members were fast asleep. He heard some noise suddenly. He opened his eyes and noticed that someone was moving in the darkness. Naveen slept still and when the man came near he caught hold of the man's leg and bit him. The man cried out of pain. Everyone in the house woke up and handed over that man to the police. Next day everyone praised Naveen for his bravery.

Answer the following questions :

1. What is the name of the village?

2. Why were people scared?

3. Write the meaning of the word 'robber'.

4. What did Naveen do on seeing the thief?

5. What is the name of your village?

6. What would you do if you face such situation?

II. Answer as directed.

1. Naveen bit robber's leg. (write the present tense of the underlined word)

2. Brave _____ (write the opposite)

3. Everyone praized Naveen. (write the correct spelling of the underlined word)

4. Short _____ (write comparative degree)

5. Fair _____ (write superlative degree)



**STATE COUNCIL OF EDUCATIONAL RESEARCH AND TRAINING
TELANGANA, HYDERABAD.**

READINESS PROGRAMME LEVEL - I

Class : V

Medium : All Media

Subject : English

Topic / Concept : Reading Comprehension

Worksheet No : 15

I. Read the following passage.

There was an old woman in small village. Nobody cared for her. She used to be all alone and spent most of the time sitting under a tree. She observed the incidents that happened around her. She watched as a young girl pass by without helping an old man carrying heavy basket. She saw a mother shouting at her son. The more she saw the less she spoke and as the days went on she spoke less but heard more. And as the days passed by she observed that some people became better and some worse. But the old woman became wiser. So, the moral of the story is talk less and listen more. It makes you wise.

Answer the following :

1. Who lived in a small village?

2. How did the old woman spend her time?

3. What did she observe?

4. What did she notice as the days passed by?

5. What would you do if you see an old man carrying heavy basket?

II. Mention whether the statements are true or false.

1. Everybody cared for the old woman. ()
2. Old woman lived with her son. ()
3. The old woman observed incidents happening around her. ()
4. The old woman saw a mother shouting at her son. ()
5. The old woman observed that all the people became better. ()
6. The old woman became wiser. ()
7. The old woman spoke much. ()
8. Speaking less makes us wise. ()
9. The moral of the story is “speak more and listen less”. ()
10. The old woman lived in a big village. ()



**STATE COUNCIL OF EDUCATIONAL RESEARCH AND TRAINING
TELANGANA, HYDERABAD.**

READINESS PROGRAMME LEVEL - I

Class : V

Medium : All Media

Subject : English

Topic / Concept : Reading Comprehension / Creative Expression Worksheet No : 16

I. Read the following passage.

One evening a girl named Rita was playing in a park with her friends. They were playing hide and seek. As she went to hide behind a tree, she noticed a small boy with wounds. She went to him and lifted him up and called out all her friends to help the small boy. They took him to Rita's house and cleaned his wounds and took him to the nearby clinic. The nurse dressed his wounds and gave him an injection. The boy felt better. The boy's name was Rahul. Rita and her friends took him to his house. Rahul's parents thanked Rita and her friends. All her friends love Rita as she is a very kind girl and they appreciated her for the help she offered to Rahul.

Answer the following :

1. What was Rita doing?

2. What did she notice behind a tree?

3. Who dressed the wounds and gave injection?

4. What is the name of the small boy?

5. What do you do every evening?

II. Choose the correct answer.

1. Rita and her friends were playing _____. ()
A) gillidanda B) hide and seek C) hop scotch D) carrom
2. Rahul's parents _____ Rita. ()
A) praised B) thanked C) loved D) none
3. Rita is a _____ girl. ()
A) kind B) selfish C) stubborn D) disobedient
4. They appreciated her. Meaning of the underlined word is _____. ()
A) praised B) scolded C) troubled D) none
5. They were playing. The underlined word is a _____. ()
A) noun B) verb C) preposition D) adverb

III. Rahul's parents thanked Rita for helping their son. Write a possible conversation between Rahul's parents and Rita.



**STATE COUNCIL OF EDUCATIONAL RESEARCH AND TRAINING
TELANGANA, HYDERABAD.**

READINESS PROGRAMME LEVEL - I

Class : V

Medium : All Media

Subject : English

Topic / Concept : Reading Comprehension / Creative Expression Worksheet No : 17

I. Read the following passage.

It was a village with greenery all around. People lived in harmony. As it was summer season, schools were closed and all the villagers who were in cities and towns returned to the village to spend the vacation. Two boys, Sachin and Sourav met after a long time and were very glad to see each other. They sat under a mango tree and were talking about their respective schools and studies. As they continued to talk, they noticed a small match box lying on the ground. Sachin fetched it and put it in his pocket. Now both friends were a little bit scared and also happy for they have got something which parents never allowed them to take. They hid the match box in the burrow of a tree. Next day, they wanted to use the match box. So they lit a small paper and were thrilled by the flames dancing to the tunes of air. They threw the paper not noticing the hay lying nearby. The boys were scared and ran from that place. Soon there was fire all around and the villagers came and quenched the fire. A little fire caused much damage. The boys decided never to be disobedient ever again.

Answer the following :

1. How was the village special?

2. How did the people live in the village?

3. Which season is mentioned in the passage?

4. What are the names of two boys?

5. Who noticed the match box?

6. Who fetched the match box?

7. Where did they hide it?

8. How did they feel when they lit a paper?

9. What happened when they threw the paper down?

10. Who quenched the fire?

11. What did a little fire cause?

12. What did the boys decide?

13. How is your village?

14. What did you learn from the story?

15. Name any two things you will never do?

II. Imagine that you were also there with Sachin and Sourav. Describe how the fire started.



**STATE COUNCIL OF EDUCATIONAL RESEARCH AND TRAINING
TELANGANA, HYDERABAD.**

READINESS PROGRAMME LEVEL - I

Class : V

Medium : All Media

Subject : English

Topic / Concept : Reading Comprehension / Creative Expression Worksheet No : 18

I. Read the following passage.

Once upon a time there lived a very sharp and clever girl named Anju. She was very kind and caring. Every evening all the children would come out and play. As she was playing in front of her house, she noticed two men moving around. She had never seen them before in her area. The two men went near a small boy. He was playing with his toy. Anju quickly ran and hid behind a tree and observed those men. The men spoke with the small boy and gave him a chocolate. The boy happily took it and ate it. After sometime, the boy fell down. Those men put the boy in a van and took him away. Anju remembered her mother's words. Her mother once told her not to eat anything offered by strangers. She smelt some danger. She quickly ran into her house and informed her father. She remembered the van number. Her father phoned the police and gave the details. Within in an hour the police found the boy and handed over him to his parents. Everyone praised Anju for her presence of mind.

Answer the following. :

1. What were the qualities of Anju?

2. What did the children do every evening?

3. Why did Anju's father inform the police about the boy?

4. What did the strangers give the boy?

5. What did Anju's mother tell her?

6. Where did Anju hide?

7. How did the strangers take the boy?

8. Whom did Anju's father inform about the boy?

9. How much time did the police take to find the boy?

10. If you were Anju's friend what would you tell her?

11. Write the plural form of chocolate.

12. Write any two naming words (nouns) from the story.

13. Write the superlative degree of clever.

14. Write comparative degree of sharp.

15. What did you learn from the story?

II. Anju helped a boy in danger. You or your friend also might have helped someone. Write about one such incident.

LEVEL – 2

Academic Year 2020-21

UNIT- I : Bridging the gap activities

UNIT-II : Let's Be Friends

English Level II Worksheets

Class : V



Sl. No.	Name of the Unit	Language Comp	Page no.
1.	Bridging the gap activities	1. Conversation 2. Description 3. Conversation 4. Description 5. Paragraph writing 6. Conversation 7. Description 8. Conversation 9. Description	1-6 7-8 9-13 14 15 16-20 21-22 23-27 28-29
2	Let's Be Friends	10. .Conversation 11. Description 12. Conversation 13. Letter 14. Description 15. Slogan 16. Conversation	30-35 36-46 47-51 52-56 57-64 65 66-72

☆ Language components: Reading Comprehension, Vocabulary, Grammar are included in all the worksheets .Conventions of Writing are covered as per the need.



**STATE COUNCIL OF EDUCATIONAL RESEARCH AND TRAINING
TELANGANA, HYDERABAD**

ACADEMIC YEAR 2020-21

LEVEL-2


Class : V

Medium : All Media

Subject : English

Topic/Concept: Bridging Gap Activities

Worksheet No.: 1



Picture-1 (Page No: 1)

I. Fill in the blanks.

clothes, hen, many, big, sweeping, mirror, chair, water, four, rope, close,
old man, house, help, work

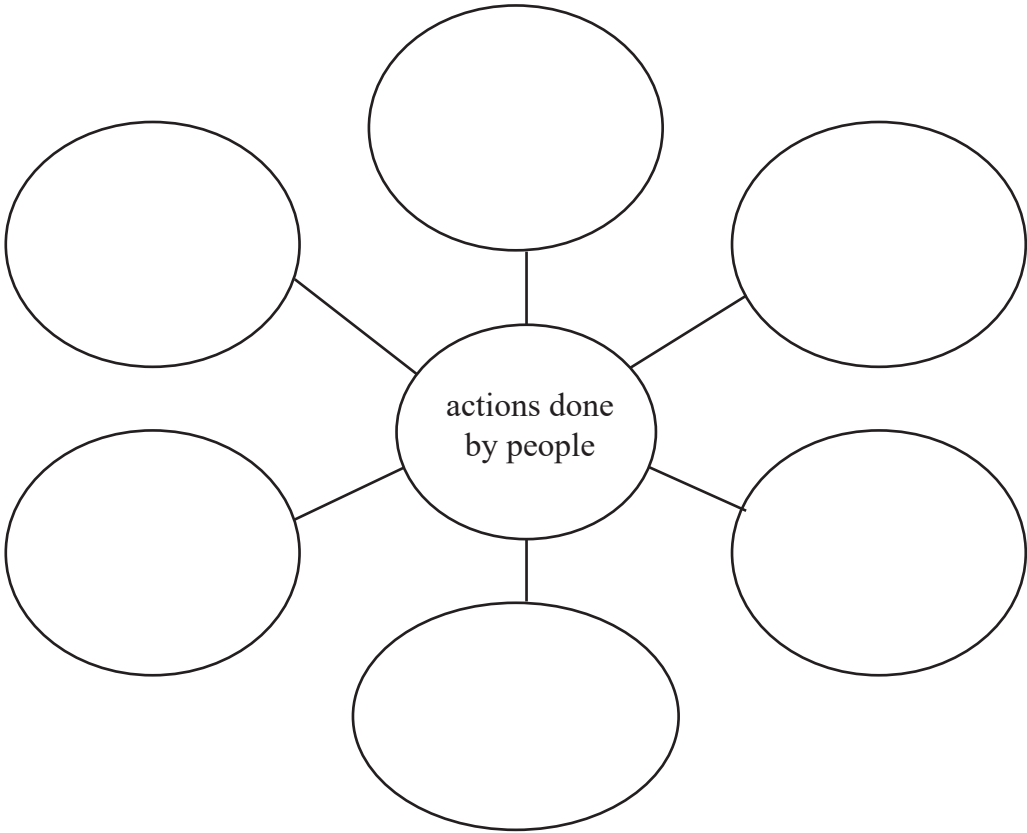
1. The place in the picture is of a _____.
2. There are _____ people.
3. There are _____ children.
4. Grandmother is _____ with a broom.

5. The boy is folding the _____.
6. A _____ is eating grains.
7. Father is resting on a _____.
8. The little girl is looking into a _____.
9. There is a _____ tree in the house.
10. The _____ is ironing clothes .
11. The girl is filling the bucket with _____.
12. Clothes are hanging on the _____.
13. We should _____ each other.
14. We should _____ tap after filling the water.
15. We should always _____ together.

II. Match the following :

- | | | |
|-----------------|-----|-----------------------|
| 1. grandmother | () | a) resting on a chair |
| 2. grand father | () | b) making hair |
| 3. father | () | c) sweeping floor |
| 4. mother | () | d) folding clothes |
| 5. brother | () | e) ironing clothes |

III. Fill the bubbles with the activities done by the people in the picture





**STATE COUNCIL OF EDUCATIONAL RESEARCH AND TRAINING
TELANGANA, HYDERABAD**

ACADEMIC YEAR 2020-21

LEVEL-2

Class : V

Medium : All Media

Subject : English

Topic/Concept: Bridging Gap Activities

Worksheet No.: 2



Picture-1 (Page No: 1)

I. Answer the following questions

1. Name any five things from the given picture.

2. Who is sweeping the floor?

3. Who are the people in the picture?

4. What is the girl holding in her hand?

5. What is the hen doing ?

6. Who is resting on a chair?

7. How many members are there in the picture?

8. What are they doing?

9. What is the mother doing?

10. What did you understand by observing the picture?

II. Make your own sentences using the action words given below.

(sweeping, filling, folding, resting, feeding)

1. _____

2. _____

3. _____

4. _____

5. _____

III. Complete the conversation between the mother and the little girl.

Mother : Chinni, come I will make your hair.

Chinni : No, Amma not now....

Mother : _____

Chinni : _____

Mother : _____

Chinni : _____

Mother : _____

Chinni : _____

Mother : _____

Chinni : _____



**STATE COUNCIL OF EDUCATIONAL RESEARCH AND TRAINING
TELANGANA, HYDERABAD**

ACADEMIC YEAR 2020-21

LEVEL-2


Class : V

Medium : All Media

Subject : English

Topic/Concept: Bridging Gap Activities

Worksheet No.: 3



Picture-1(Page No : 1)

I. Write true or false for the following sentences.

1. Mother is sweeping the floor. ()
2. Grandfather is resting on a chair. ()
3. Brother is folding clothes. ()
4. Grandmother is drinking water. ()
5. There is a hen in the picture. ()

II. Observe the picture and write about the activities done by the people.

1. What is the picture about?

2. What is the old woman doing?

3. What is the old man doing?

4. What is the mother doing?

5. What is the father doing?

III. Write in 4/5 sentences how you help your mother at home.



**STATE COUNCIL OF EDUCATIONAL RESEARCH AND TRAINING
TELANGANA, HYDERABAD**

ACADEMIC YEAR 2020-21

LEVEL-2


Class : V

Medium : All Media

Subject : English

Topic/Concept: Bridging Gap Activities

Worksheet No.: 4



Picture-2 (Page No : 2)

I. Fill in the missing letters

1. v __ llag __
2. t __ mpl __
3. b __ y
4. w __ m __ n
5. h __ us __ s
6. p __ t
7. w __ t __ r
8. stre __ t l __ ght
9. p __ bl __ c t __ p
10. pe __ pl __

II. Write the opposites of the given words

- | | | | | | |
|----------|---|-------|------------|---|-------|
| 1. city | × | | 6. sit | × | |
| 2. cry | × | | 7. morning | × | |
| 3. small | × | | 8. men | × | |
| 4. happy | × | | 9. young | × | |
| 5. good | × | | 10. few | × | |

III. Choose the correct answer

- The place you see in the picture is of a ()
A) city B) village C) town D) none
- The woman is carrying _____ on her head. ()
A) pot B) bucket C) drum D) glass
- There is a ___ at the top of the hill? ()
A) church B) aeroplane C) temple D) mosque
- There are _____ street lights in the picture. ()
A) three B) four C) two D) ten
- There is _____ in the pot. ()
A) milk B) water C) juice D) ghee
- _____ fetches water in my house. ()
A) mother B) father C) sister D) yourself
- _____ women are talking in the picture ()
A) Two B) Three C) Four D) No
- There is a _____ in the picture. ()
A) tap B) well C) borewell D) river
- They are fetching water from _____ ()
A) tap B) well C) borewell D) river
- We get water in our house through _____ ()
A) river B) tap C) well D) public tap



**STATE COUNCIL OF EDUCATIONAL RESEARCH AND TRAINING
TELANGANA, HYDERABAD**

ACADEMIC YEAR 2020-21

LEVEL-2


Class : V

Medium : All Media

Subject : English

Topic/Concept: Bridging Gap Activities

Worksheet No.: 5



Picture-2 (Page No : 2)

I. Fill in the blanks with the words given below.

speaking, man, pot, village, houses, temple

1. There is a _____ in the picture.
2. Two women are _____ to each other.
3. A _____ is sitting near his house.
4. There is a _____ on the hill.
5. There are different types of _____.

II. Answer the following questions.

1. Where is the man sitting?.

2. How many women are there near the tap?

3. What are they doing?

4. Which tree in the picture gives us water filled fruits?

5. What is woman carrying on her head?

6. What is the feeling of the boy in the picture?

7. Where are they going?

8. Who fetches water in your house?

9. How do you save water in your house?

10. Write a slogan on saving water.

III. Complete the conversation between the two women.

Vimala : Namaste! Akka

Akka : Namaste ! Vimala

Vimala : How are you?

Akka : _____

Vimala : _____

Akka : _____

Vimala : _____

Akka : _____

Vimala : Bye Akka.

Akka : Bye Vimala.



**STATE COUNCIL OF EDUCATIONAL RESEARCH AND TRAINING
TELANGANA, HYDERABAD**

ACADEMIC YEAR 2020-21

LEVEL-2


Class : V

Medium : All Media

Subject : English

Topic/Concept: Bridging Gap Activities

Worksheet No.: 6



Picture-2 (Page No : 2)

I. Observe the picture and answers the questions in a word or phrase.

1. What is the picture about?

2. How many woman are talking to each other?

3. What is the woman carrying?

4. Who is filling the water?

5. Is there electricity in the village? How can say?

II. Describe the above picture in 4-5 sentences.

III. Write the do's and don'ts on save water.

Do's	Don't

IV. Draw a picture on saving water and write uses of water.





**STATE COUNCIL OF EDUCATIONAL RESEARCH AND TRAINING
TELANGANA, HYDERABAD**

ACADEMIC YEAR 2020-21

LEVEL-2

Class : V

Medium : All Media

Subject : English

Topic/Concept: Bridging Gap Activities

Worksheet No.: 7



Picture-3 (Page No : 3)

I. Complete the following sentences using the choosing the word given in brackets.

1. There ____ many shops in a village fair. (am/is/are)
2. I _____ very happy to go to a fair. (am/is/are)
3. Children _____ buying toys. (am/is/are)
4. The shopkeeper ____ giving money to the girl. (are/is/am)
5. I like to _____ an ice-cream in the fair. (has/have/are)

II. Write the plurals of the given words

- | | |
|------------------|-------------------|
| 1. shop | 6. pot |
| 2. balloon | 7. elephant |
| 3. car | 8. ball |
| 4. dog | 9. cat |
| 5. hill | 10. tree |

III. Read the paragraph and complete it by using the words given below.

(colorful, ice-cream, crowd, enjoyed, fair, toys, shops, Sweetly, tired, excited)

A Day at a Village Fair.

Abhi and _____ were very _____ to a go to a village _____. He went with his grandfather in the evening. There was a huge _____. He saw different _____ of animals, birds, and cars etc. There were also _____ balloons in the fair. He ate a tasty _____ and _____ the joy ride on the horse. They enjoyed a lot in the fair and at last they were _____ by the end of the day.



**STATE COUNCIL OF EDUCATIONAL RESEARCH AND TRAINING
TELANGANA, HYDERABAD**

ACADEMIC YEAR 2020-21

LEVEL-2

Class : V

Medium : All Media

Subject : English

Topic/Concept: Bridging Gap Activities

Worksheet No.: 8



Picture-3 (Page No : 3)

I. Make suitable compound words by combining words from column A & B correctly

	A	B	Answers
1.	moon	cycle	
2.	bullock	father	
3.	ice	cream	
4.	grand	room	
5.	foot	light	

6.	motor	cart	
7.	class	ride	
8.	joy	ground	
9.	play	keeper	
10	shop	ball	

II. Answer the following questions in one word/phrase.

1. Name the things you see in the picture.

2. What is Abhi holding in his hand?

3. How many balloons are there in the picture?

4. Name the toys you like.

5. What is the shopkeeper giving to the girl?

6. How many bullock carts are there in the picture?

7. What is the place you see in the picture?

8. How many children are buying balloons?

9. Would you like to go to a village fair? Why?

10. What will you buy in the fair?

III. Complete the conversation between the shopkeeper and the girl you see in the picture.

Shopkeeper : Come, please come, buy colorful toys.

Girl : _____

Shopkeeper : _____

Girl : _____

Shopkeeper : _____

Girl : _____

Shopkeeper : _____

Girl : _____



**STATE COUNCIL OF EDUCATIONAL RESEARCH AND TRAINING
TELANGANA, HYDERABAD**

ACADEMIC YEAR 2020-21

LEVEL-2

Class : V

Medium : All Media

Subject : English

Topic/Concept: Bridging Gap Activities

Worksheet No.: 9



Picture-3 (Page No : 3)

I. Look at the picture and answer the questions in (Yes/No).

1. Did Abhi and his grandfather go to a village fair? _____
2. Is Abhi holding a dog in his hand? _____
3. Is the girl buying a chocolate from the shopkeeper? _____
4. Do you go to village fair? _____
5. Do you eat ice-cream at the fair? _____

II. Describe the picture in 4 or 5 sentences using the clues given below

1. What is the picture about?
2. Whom did Abhi go with?
3. What did he carry with him?
4. What are the things he saw there?
5. Do you think he enjoyed there?

III. Write about your visit to a village fair.



**STATE COUNCIL OF EDUCATIONAL RESEARCH AND TRAINING
TELANGANA, HYDERABAD**

ACADEMIC YEAR 2020-21

LEVEL-2


Class : V

Medium : All Media

Subject : English

Topic/Concept: Bridging Gap Activities

Worksheet No.: 10



Picture-4 (Page No : 4)

I. Write the words related to games.

1. _____

2. _____

3. _____

4. _____

5. _____

6. _____

7. _____

8. _____

9. _____

10. _____

II. Fill in the blanks using the same letter twice

- | | |
|----------------|---------------|
| 1. tr ___ s | 6. sar ___ |
| 2. ski ___ ing | 7. ri ___ ons |
| 3. str ___ t | 8. ha ___ y |
| 4. sma ___ | 9. bu ___ |
| 5. su ___ er | 10. str ___ t |

III. Change the order of the given words and make meaningful sentences.

1. is/girl/skipping.

2. boys/top/playing/are/with a

3. marbles/children/four/are/playing

4. mother/playing/little girl/is/with a

5. two/speaking/girls/are/ to each other



**STATE COUNCIL OF EDUCATIONAL RESEARCH AND TRAINING
TELANGANA, HYDERABAD**

ACADEMIC YEAR 2020-21

LEVEL-2


Class : V

Medium : All Media

Subject : English

Topic/Concept: Bridging Gap Activities

Worksheet No.: 11



Picture-4 (Page No : 4)

I. Answer the following questions.

1. Who do you see in the picture?

2. What are they doing?

3. Where are they playing?

4. Name any two games you see in the picture

5. What are they playing with?

6. How many boys are playing with marbles?

7. What is the girl doing with a rope?

8. How many women are sitting outside the house?

9. What games do you play ?

10. What is your favourite game?

II. Look at the picture and complete the box.

Games	Things required to play
1.	
2.	
3.	
4.	
5.	

III. Write a conversation between the two girls.

Girl 1 : Hello! Friend.

Girl 2 : Hi! _____

Girl 1 : _____

Girl 2 : _____

Girl 1 : _____

Girl 2 : _____

Girl 1 : _____

Girl 2 : _____



**STATE COUNCIL OF EDUCATIONAL RESEARCH AND TRAINING
TELANGANA, HYDERABAD**

ACADEMIC YEAR 2020-21

LEVEL-2

Class : V

Medium : All Media

Subject : English

Topic/Concept: Bridging Gap Activities

Worksheet No.: 12



Picture-4 (Page No : 4)

I. Make meaningful sentences using the words from the following table.

1.	A girl		speaking to each other
2.	The boys	is	playing marbles
3.	Women	are	drinking water
4.	The cow		running
5.	Two girls		doing some work

1. _____
2. _____
3. _____
4. _____
5. _____

II. Look at the picture and describe it in 4/5 sentences using the clues given below

1. What is the picture about?
2. What is the girl doing with the rope?
3. What game are the two girls playing?
4. What are the boy and the girl playing with?
5. What game are the boys playing?

III. Write about your favourite game.



**STATE COUNCIL OF EDUCATIONAL RESEARCH AND TRAINING
TELANGANA, HYDERABAD**

ACADEMIC YEAR 2020-21

LEVEL - 2

Class : V

Medium : All Media

Subject : English

UNIT : I

Topic/Concept: Let's Be Friends

Worksheet No.: 13

Look at the picture and answer the following questions.



(Page No : 5 - Picture)

I. Look at the picture and write ten words that you know.

1. _____
2. _____
3. _____
4. _____
5. _____

6. _____
7. _____
8. _____
9. _____
10. _____

II. Fill in the blanks with the words given.

chart, pinching, two, Raghu

1. Hari is _____ Raghu
2. _____ is crying for help.
3. There are _____ girls and a boy standing by the door.
4. A _____ is hanging on the wall.

III. Answer the following questions.

1. What is the place in the picture?

2. What do you see in the picture?

3. What happened to Raghu? Why is he crying?

4. What are the other children doing?

5. What do you do if someone pinches or hurts you?

6. How do you feel when someone hurts you with words or actions?



**STATE COUNCIL OF EDUCATIONAL RESEARCH AND TRAINING
TELANGANA, HYDERABAD**

ACADEMIC YEAR 2020-21

LEVEL - 2

Class : V

Medium : All Media

Subject : English

UNIT : I

Topic/Concept: Let's Be Friends

Worksheet No.: 14

Unit -1

Let's Be Friends

Ding Dong Ding

The school bell rang.

After the break time, all the children entered the class and were waiting for the teacher to come.

Suddenly they could hear a scream, 'Ouch!' outside the classroom.

Hearing the sound a few children peeped out of the room.

They saw Raghu walking towards the class rubbing his arm.

His eyes brimmed with tears.

'Ah! Ah....Ah!' Hari followed Raghu laughing.

As soon as they entered the class, a few girls and boys flocked around Raghu.

'Hey! Raghu, what happened? Why are you crying?' a girl asked.

'Hari pinched me!'

'Oh! he is really bad.' said Swapna, rubbing her nose.

As the children were talking, the teacher entered the class.

The children went back to their seats.

-Anonymous

(Page No. 112)

I. Fill in the blanks with the words given.

1. The children were waiting for the _____. (teacher / students)
2. Suddenly the children heard a _____. (scream / song)
3. A few _____ peeped out of the room. (children / teachers)
4. The school _____ rang. (bell/ horn)
5. The children saw _____ walking into the classroom. (Raghu / Hari)

6. Raghu's eyes brimmed with _____ (tears/blood)
7. Hari followed _____ into the class. (Raghu / Geetha)
8. Why are you _____? asked a girl. (crying / laughing)
9. _____ pinched Raghu. (Hari / Swapna)
10. The children went back to their _____. (seats / playground)

II. Answer the following questions.

1. When did the school bell ring?

2. What did the children hear outside the classroom?

3. What did the children do after hearing the sound?

4. How did Raghu enter the class?

5. Who followed Raghu?"

6. Why was Raghu crying?

7. What did Swapna say?

8. Who entered the class while they were talking?

9. What is your teacher's name?

10. Who rings the school bell?



**STATE COUNCIL OF EDUCATIONAL RESEARCH AND TRAINING
TELANGANA, HYDERABAD**

ACADEMIC YEAR 2020-21

LEVEL - 2

Class : V


Medium : All Media

Subject : English

UNIT : I

Topic/Concept: Let's Be Friends

Worksheet No.: 15



(Page No : 5 - Picture)

I. Look at the picture and answer the following questions.

1. Why do you think Hari is pinching Raghu?

2. What is Raghu holding in his hand?

3. When do you cry for help?

4. Write your best friend's name.

5. What hurts you the most?

II. Observe the picture and write a possible conversation between the boy and the girl.

Girl : _____

Boy : _____

Girl : _____

Boy : _____

Girl : _____

Boy : _____

Girl : _____

Boy : _____

III. Write the opposites for the given words.

1. in ×

2. few ×

3. come ×

4. exit ×

5. good ×

6. back ×

7. love ×

8. small ×



**STATE COUNCIL OF EDUCATIONAL RESEARCH AND TRAINING
TELANGANA, HYDERABAD**

ACADEMIC YEAR 2020-21

LEVEL - 2

Class : V

Medium : All Media

Subject : English

UNIT : I

Topic/Concept: Let's Be Friends

Worksheet No.: 16

I. Look at the picture and answer the questions given below.



(Page No : 6 - Picture)

1. Where is the boy standing?

2. What does the boy have in his hand?

3. What might he do with the pin ?

4. How are the children looking in the picture?

5. How do you feel when someone hurts you?

6. If anybody hurts you, what do you do?

II. State the following statements true or false

1. A boy is standing by the door with a pen in his hand. ()
2. All the boys and girls are happy with Hari. ()
3. Hari loved to tease all the boys and girls. ()
4. Hari pinched the children who entered the class. ()
5. All the children were afraid to go to the class. ()
6. All the children hated Hari. ()

III. Fill in the missing letters.

- | | |
|-----------------------|-------------------|
| 1. st _ _ on _ _ | 2. sc _ _ o _ _ l |
| 3. p _ _ n _ _ h | 4. br _ _ i _ _ e |
| 5. pr _ _ ck _ _ ng | 6. c _ _ as _ _ |
| 7. s _ _ as _ _ d _ _ | 8. p _ _ cn _ _ c |



**STATE COUNCIL OF EDUCATIONAL RESEARCH AND TRAINING
TELANGANA, HYDERABAD**

ACADEMIC YEAR 2020-21

LEVEL - 2

Class : V

Medium : All Media

Subject : English

UNIT : I

Topic/Concept: Let's Be Friends

Worksheet No.: 17

Once upon a time, there was a small boy called Hari. He was strong and loved to tease all the boys and girls who went to school with him. What he loved to do the most was to pinch others. He could make a big bruise appear in half a second. Another trick he played was pricking people with a pin.

So you can guess how all the children hated him. They tried pinching him back, but that was no good because he could always pinch much harder.

It so happened that the class went for a picnic to the seaside for a whole day.

(Page No : 6)

I. Answer the following questions.

1. What is the boy's name?

2. What did he love to do the most?

3. What did he use the pin for?

4. Why did the children hate Hari?

5. What can he make in half a second?

6. Where did the class go for a picnic ?

II. Match the word with its correct meaning.

- | | | |
|-----------|----------------|----------------------------------|
| 1. bruise | () | a. make fun of |
| 2. prick | () | b. injury by a blow to the body |
| 3. tease | () | c. outside trip |
| 4. hated | () | d. hurt someone with sharp point |
| 5. picnic | () | e. very strong dislike |

III. True or false. Put a tick ✓ on the right one.

- | | |
|--|----------------|
| 1. All the children liked Hari. | (True /False) |
| 2. Hari used a thorn to prick people. | (True/ False) |
| 3. Hari loved to pinch others. | (True/ False) |
| 4. Hari was a weak boy. | (True /False) |
| 5. The class went for a picnic for two days. | (True/False) |
| 6. The children did not try to pinch Hari back. | (True/False) |
| 7. The class went for a picnic to the seaside. | (True / false) |
| 8. Pinching and pricking others is a good habit. | (True / false) |



**STATE COUNCIL OF EDUCATIONAL RESEARCH AND TRAINING
TELANGANA, HYDERABAD**

ACADEMIC YEAR 2020-21

LEVEL - 2

Class : V

Medium : All Media

Subject : English

UNIT : I

Topic/Concept: Let's Be Friends

Worksheet No.: 18

On that day, the sun shone bright, and all the children were wild with excitement. They crowded into a train and sat down but nobody wanted to sit next to Hari because he always pinched them.

When they arrived at the seaside, all the children jumped out with a shout of joy. Down to the sands they raced, hand in hand, but nobody took Hari's hand. Nobody went near him.

Hari was angry. He went to an isolated sandy corner near a rocky pool and sat down by himself. He took out his lunch and looked at it.



(Page No : 7)

I. Answer the following questions.

1. The children were excited. Why?

2. What did the children get into?

3. Why didn't the children sit next to Hari?

4. Where did Hari sit at the seaside?

5. Where did you go by train?

6. Which picnic spot do you like to go to?

II. What do you see on a seaside (beach). Pick from the box and write.

seashells, sand, computer, boat, rock, refrigerator, ship, anchor air cooler, fish, pebbles
--

1. _____

5. _____

2. _____

6. _____

3. _____

7. _____

4. _____

8. _____

III. Write the opposites

1. crowd ×

2. down ×

3. bright ×

4. sit ×

5. take ×

6. near ×



**STATE COUNCIL OF EDUCATIONAL RESEARCH AND TRAINING
TELANGANA, HYDERABAD**

ACADEMIC YEAR 2020-21

LEVEL - 2

Class : V

Medium : All Media

Subject : English

UNIT : I

Topic/Concept: Let's Be Friends

Worksheet No.: 19

‘Wow! It is a good lunch.’ There were two hard-boiled eggs, six jam sandwiches, three pieces of bread and butter, a ginger cake and a bar of chocolate. He would eat it all by himself. He would not offer anything to anyone.

Just as he was beginning with an egg, he heard a hoarse voice near him. ‘Good morning! I am so pleased to meet a boy like you.’ Hari turned around and stared in fright.



(Page No : 7)

I. Answer the following questions.

1. What did Hari say looking at his lunch ?

2. What were the items in the lunch box?

3. Whom do you share your lunch with in your school?

4. How did Hari begin his lunch?

5. "I am pleased to meet a boy like you". Can you guess who said these words?

6. Why was he frightened ?

II. Match the word with its meaning.

- | | | |
|-----------|-----------|------------------------------|
| 1. offer | () | a. sudden shock |
| 2. hoarse | () | b. look fixedly at something |
| 3. please | () | c. willing to give something |
| 4. stared | () | d. rough and deep sound |
| 5. fright | () | e. make someone happy |

III. Complete the grid

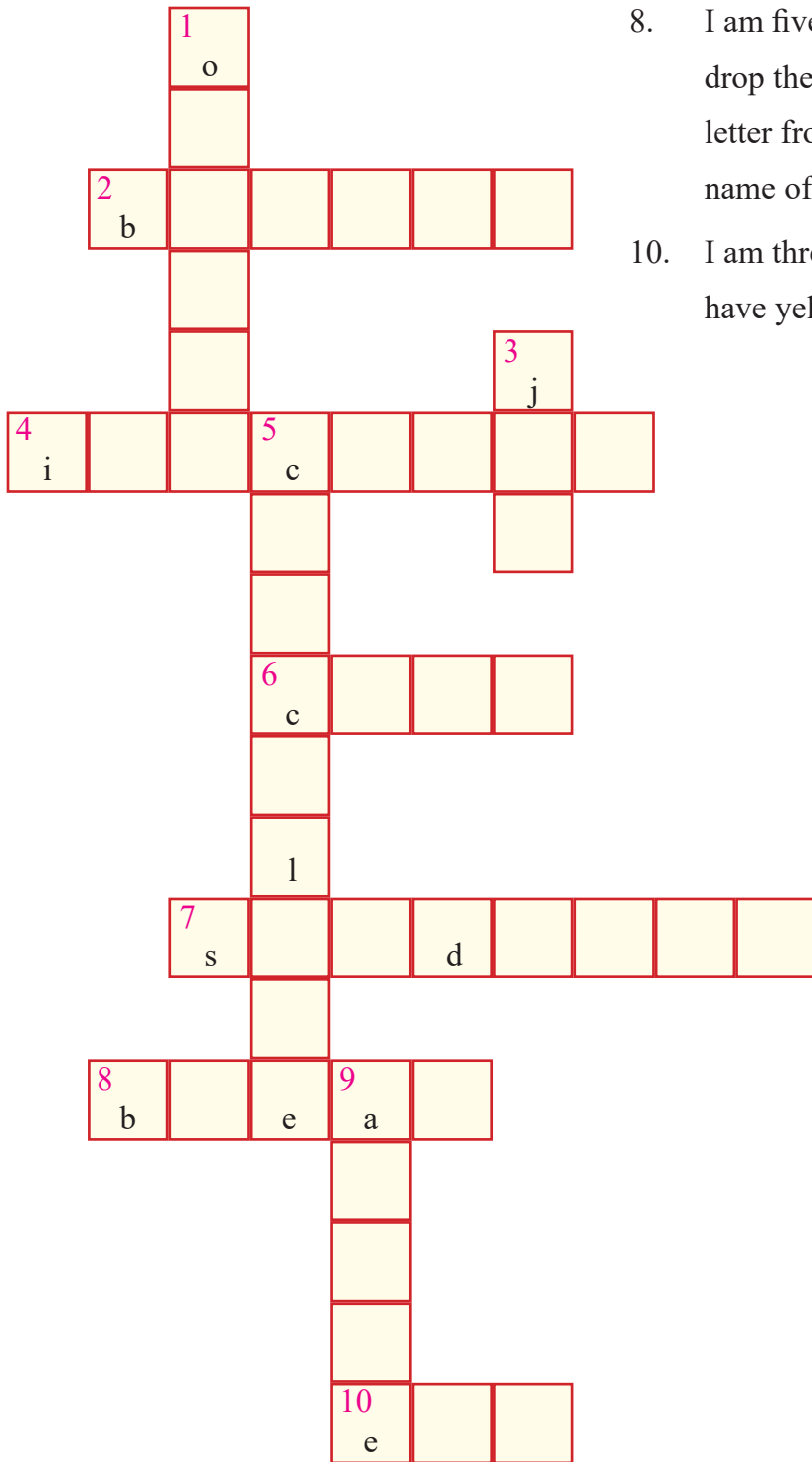
Hari and his classmates took some food items to the picnic. Complete the grid using the clues given below to get the names of the food items

Down

- 1 I am a fruit, I am round and juicy.
- 3 I am a three lettered word. You eat me with bread.
- 5 Children like me very much. The last four letters make me l-a-t-e.
- 9 I am a fruit, eat me everyday to keep healthy.

Across

2. I am a fruit, you eat me by peeling my skin
4. I am cold, sweet and creamy, children like me very much.
6. I am spongy and soft. You cut and eat me on your birthday
7. I am an eight lettered word, if you drop the last four letters from my name, I will be in the desert.



8. I am five lettered word. If you drop the first letter and fourth letter from my name, it will be the name of the colour
10. I am three lettered word and I have yellow ball in my stomach.



**STATE COUNCIL OF EDUCATIONAL RESEARCH AND TRAINING
TELANGANA, HYDERABAD**

ACADEMIC YEAR 2020-21

LEVEL - 2

Class : V

Medium : All Media

Subject : English

UNIT : I

Topic/Concept: Let's Be Friends

Worksheet No.: 20

Hari saw a monster crab walking sideways out of the pool. His eyes were on the ends of the short stalks and he looked most unusual. He held out his front claw to Hari. Hari put out his hand to shake the crab's claw, but to his surprise and anger the crab opened his pincers and nipped his hand so hard that the little boy yelled.

'Ah, here is my good cousin,' said the crab pleasantly, and to Hari's horror, he saw a large sandy lobster crawling heavily out of the pool. Before Hari could stop him, the lobster took his hand in his great pincer like claws and pricked it so hard that he yelled in pain.



(Page No : 8)

I. Read the passage and answer the following questions.

1. What did Hari see?

2. Where did the crab come from ?

3. Where did the crab nip Hari ?

4. "Ah, here is my good cousin". Who said these words?

5. Who is the cousin in the passage ?

6. Why did Hari yell in pain ?

7. Did you ever get prick by anything? If yes, when and by what?

II. Describe the picture



1. _____

2. _____

3. _____

III. Match the opposites correctly.

- | | | |
|-------------|------------|---------------|
| 1. short | () | a. soft |
| 2. unusual | () | b. small |
| 3. pleasant | () | c. long |
| 4. large | () | d. usual |
| 5. hard | () | e. unpleasant |

IV. Categorize the sea animals and land animals from the given.

crab, lion, lobster, tiger, shark, elephant, whale, zebra , starfish, fox

	<u>sea animals</u>	<u>land animals</u>
1.		
2.		
3.		
4.		
5.		



**STATE COUNCIL OF EDUCATIONAL RESEARCH AND TRAINING
TELANGANA, HYDERABAD**

ACADEMIC YEAR 2020-21

LEVEL - 2

Class : V

Medium : All Media

Subject : English

UNIT : I

Topic/Concept: Let's Be Friends

Worksheet No.: 21

Hari was soon black and blue with their pinching and pricking.

‘Don’t you like it?’ said the crab and the lobster in surprise, ‘Why, we were told, you would love to see us because you were a champion pincher and pricker yourself. Come, come and join the fun!’

Hari leapt to his feet, crying loudly. His lunch rolled into the pool, and when the crabs and lobsters saw it, they ran to it and began to feast eagerly. Hari saw that they had forgotten him for the time being. He turned and ran for his life, tears streaming down his cheeks. Hari ran and sat near a rock thinking.

“They only did to me what I keep doing to other children. But how it hurts! And how I hated those crabs and lobsters! I suppose the other children hate me too. I shall not pinch or prick anyone, anymore.”

- Enid Blyton



(Page No : 8)

I. Answer the following questions.

1. Why was Hari black and blue ?

2. How did Hari leave the place?

3. Why did crab and lobster run away ?

4. Where did Hari run ?

5. What did Hari decide to do ?

6. Who taught Hari a lesson?

7. Do you think Hari has changed ?If yes give reason for your opinion?

8. What did you realise from the story?

II. Match the word with its meaning correctly.

- | | | |
|-------------|------------|-------------------------------------|
| 1. surprise | () | a. unable to remember |
| 2. champion | () | b. move quickly and suddenly |
| 3. leapt | () | c. a large meal on special occasion |
| 4. eagerly | () | d. something unexpected |
| 5. feast | () | e. a person who has won a race |
| 6. forget | () | f. heartily |

III. Pick the opposites from the box and write.

fun, cry, loud, interested, forget, hurt

- | | | | | | |
|-------------|---|-------|-----------------|---|-------|
| 1. remember | × | | 2. boredom | × | |
| 3. quiet | × | | 4. laugh | × | |
| 5. heal | × | | 6. uninterested | × | |



**STATE COUNCIL OF EDUCATIONAL RESEARCH AND TRAINING
TELANGANA, HYDERABAD**

ACADEMIC YEAR 2020-21

LEVEL - 2

Class : V

Medium : All Media

Subject : English

UNIT : I

Topic/Concept: Let's Be Friends

Worksheet No.: 22

I. Hari learnt a lesson and felt ashamed of his behavior. Hari went to Raghu. He wanted to be Raghu's friend.

Now write a possible conversation between Hari and Raghu.

Hari : _____
Raghu : _____
Hari : _____
Raghu : _____
Hari : _____
Raghu : _____
Hari : _____
Raghu : _____

II. Use capital letters, full stop (.), comma (,), question mark (?), and exclamation mark (!) wherever necessary and rewrite the following sentences.

1. where does arjun live

2. rajini is standing in the verandah

3. kamala brought toys puzzles and chocolates for her daughter

4. good morning i am so pleased to meet a boy like you

5. don't you like it said the crab

III. Circle the correct spelling of the words given below

1. please, plese

2. bruise, brause

3. hoarse, horase

4. lobstar, lobster

5. pincher, pichner



**STATE COUNCIL OF EDUCATIONAL RESEARCH AND TRAINING
TELANGANA, HYDERABAD**

ACADEMIC YEAR 2020-21

LEVEL - 2

Class : V

Medium : All Media

Subject : English

UNIT : I

Topic/Concept: Let's Be Friends

Worksheet No.: 23

Articles : Do you remember 'a', 'an' and 'the' are the articles.

'A', is used for one thing or singular nouns with consonant sounds.

'An', is used only before words beginning with vowel sounds a, e, i, o, u and are used as singular.

'The', is used when we speak of a person, place, or a thing already mentioned.

I. Read the passage and underline the articles 'a', 'an', 'the'.

When I woke up early in the morning. I went to the seaside for a walk. I saw a little girl going to school. Suddenly she met with an accident. She got a bad bump on the head and was taken to the hospital in an ambulance.

II. Now fill in the blanks using 'a', 'an', 'the' wherever necessary.

1. Birds fly in _____ air.
2. Copper is _____ useful metal.
3. Delhi is _____ capital of India.
4. _____ rose is a very beautiful flower.
5. Everyone likes _____ honest man.
6. Ravi told me _____ story.
7. Varanasi is _____ holy place.
8. Ann bought _____ ox _____ elephant, _____ cow and _____ horse.
9. What _____ beautiful monument Tajmahal is!
10. _____ sun rises in the east.

III. Fill in the blanks with suitable articles 'a', 'an' and 'the'.

1. The class went for _____ picnic.
2. My mother packed me _____ orange, _____ apple and _____ sandwich for lunch.
3. _____ monster crab crawled out of _____ pool.
4. I drank all _____ milk.
5. I gave him _____ umbrella as a gift.



STATE COUNCIL OF EDUCATIONAL RESEARCH AND TRAINING
TELANGANA, HYDERABAD

ACADEMIC YEAR 2020-21

LEVEL - 2

Class : V

Medium : All Media

Subject : English

UNIT : I

Topic/Concept: Let's Be Friends

Worksheet No.: 24

I. Read the given letter and fill in the gaps with 'a', 'an' and 'the'.

After coming back from the picnic Hari wrote a letter to his friend about the way he spent that day. The letter is given below. Fill in the gaps with necessary articles.

Dear Teja,

I am fine, and hope to hear the same from you. Pupils of our class went for _____ picnic to _____ seaside last week. I was left alone. So, I went to _____ sandy corner and sat down. My mother packed me _____ egg, _____ cake and _____ chocolate. At that time, _____ large sandy lobster crawled out of _____ pool. All the sea animals tried to shake hands with me. But, they pricked me till I was black and blue. They taught me _____ lesson, not to hurt anyone.

Hari

II. Now, imagine that you are Teja and write a letter to Hari about the way he behaves with his classmates is not good.

Use the hints given to complete the letter.

Be friendly, share your things and food, help others,
do not hurt anyone, say sorry

Dear Hari,



**STATE COUNCIL OF EDUCATIONAL RESEARCH AND TRAINING
TELANGANA, HYDERABAD**

ACADEMIC YEAR 2020-21

LEVEL - 2

Class : V

Medium : All Media

Subject : English

UNIT : I

Topic/Concept: Let's Be Friends

Worksheet No.: 25

Adverbs : The words which modify verbs i.e, tell us how the actions take place are called 'Adverbs'.

Example : Hari was sitting quietly in a sandy corner. A crab came and nipped him hard.
He ran fast.

The words quietly, hard and fast tell us how the actions took place. These words are called 'Adverbs.'

I. Complete the passage with the given adverbs.

(immediately, heavily, fast, slowly, badly)

Last Sunday it was raining (1)_____. We asked our driver to drive (2)_____ but he drove (3)_____. The car hit a cyclist and injured him (4)_____. We took him to a nearby hospital (5)_____.

II. Fill in the blanks with the correct form of underlined word.

1. What Anu says is clear. She speaks _____.
2. This is a direct bus. It goes to Mumbai _____.
3. Lata has a sweet voice. She sings _____.
4. Raju's answers are correct. He solved all the sums _____.

III. Fill in the blanks with the given adverbs.

(tomorrow, early, forward, everywhere)

1. Wake up _____ in the morning.
2. The soldiers marched _____.
3. I looked for the keys _____ but I couldn't find them.
4. _____ is a holiday.

IV. Underline the adverbs in the following sentences

1. The train stopped suddenly.
2. He ate his dinner very quickly.
3. You speak English very well.
4. I opened the door slowly.
5. Please listen carefully to the teacher.
6. Balu can run very fast.
7. Our team played perfectly
8. Sita works very hard.



**STATE COUNCIL OF EDUCATIONAL RESEARCH AND TRAINING
TELANGANA, HYDERABAD**

ACADEMIC YEAR 2020-21

LEVEL - 2

Class : V

Medium : All Media

Subject : English

UNIT : I

Topic/Concept: Let's Be Friends

Worksheet No.: 26

When the children went for the picnic, they saw the notice board on the seashore.

Here is the notice. Read the Do's—Don'ts.

Do's	Don'ts
1. Children should be accompanied by elders	Don't go deep into the water.
2. Wear shoes / slippers when you walk on the seashore.	Don't drink sea water.
3. Beware of sea animals.	Don't throw waste into the sea.
4. Wear waterproof jackets while boating.	Don't go boating on a stormy day.

I. Choose the correct answer and write in the bracket.

- Children should be accompanied by _____ at seashore. ()
A) pets B) friends C) elders
- We should not go for boating on a _____ ()
A) stormy day B) sunny day C) cold day
- We should wear a _____ while boating. ()
A) cotton jacket B) waterproof jacket C) woollen jacket
- Always throw the waste in the _____ ()
A) sea B) park C) dust bin
- We should always drink _____ ()
A) sea water B) purified water C) river water

II. Now you write a notice to keep the school surroundings / park clean.

DO'S	DON'T S
1.	1.
2.	2.
3.	3.
4.	4.
5.	5.

III. Use capital letter, full stop(.), comma(,), question mark(?), and exclamation mark (!) wherever necessary and rewrite the following sentences

1. ouch screamed raghu his eyes brimmed with tears

2. ah ah ah hari followed raghu laughing

3. hey raghu what happened why are you crying a girl asked

4. hari pinched me

5. oh he is really bad said swapna

6. the teacher entered the class swapna kiran neha and lalitha went back to their seats



**STATE COUNCIL OF EDUCATIONAL RESEARCH AND TRAINING
TELANGANA, HYDERABAD**

ACADEMIC YEAR 2020-21

LEVEL - 2

Class : V

Medium : All Media

Subject : English

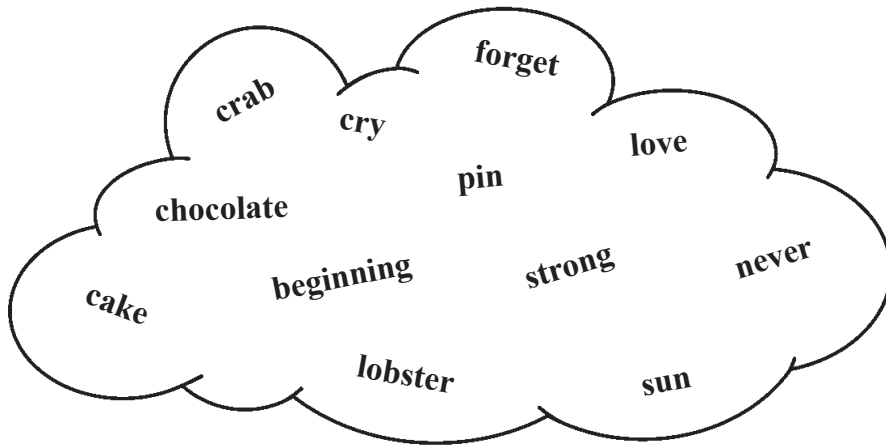
UNIT : I

Topic/Concept: Let's Be Friends





Worksheet No.: 27

Read the words in the cloud.

I.



Now write them correctly in the blanks.

- | | |
|--|-------------------------------|
| 1.  _____ | 2. opposite of laugh _____ |
| 3.  _____ | 4. opposite of remember _____ |
| 5.  _____ | 6. opposite of weak _____ |
| 7.  _____ | 8. opposite of hatred _____ |

9.



10. opposite of ending _____

11.



12. opposite of always _____

II. Use capital letter, full stop(.), comma(,), question mark(?), and exclamation mark(!) wherever necessary and rewrite the following sentences.

1. where did hari go for a picnic

2. wow it is a good lunch

3. swapna brought two boiled eggs jam sandwiches three pieces of bread and butter a ginger cake and a bar of chocolate for lunch

4. good morning please meet my friend janaki.

5. I hate crabs and lobsters said raghu.

III. Correct the misspelt words and rewrite correctly

1. precking

2. lanch

3. exitement

4. frihtend

5. chcoloate



**STATE COUNCIL OF EDUCATIONAL RESEARCH AND TRAINING
TELANGANA, HYDERABAD**

ACADEMIC YEAR 2020-21

LEVEL - 2

Class : V

Medium : All Media

Subject : English

UNIT : I

Topic/Concept: Let's Be Friends

Worksheet No.: 28



I. Observe the picture and write some words under the following headings.

Things	Action Words
1.	1.
2.	2.
3.	3.
4.	4.
5.	5.
6.	6.

II. Look at the picture and answer the questions given below.

1. What do you see in the picture ?

2. Where are the children playing ?

3. How many boys are wearing a cap ?

4. How many children are there on the see-saw ?

5. Why are the children so happy ?

6. What games do you like to play ?

7. What time of the day do you go to the park to play ?

8. Where should you put the waste in a park ?

III. Look at the picture and describe it in 5 to 6 lines.



**STATE COUNCIL OF EDUCATIONAL RESEARCH AND TRAINING
TELANGANA, HYDERABAD**

ACADEMIC YEAR 2020-21

LEVEL - 2

Class : V

Medium : All Media

Subject : English

UNIT : I

Topic/Concept: Let's Be Friends

Worksheet No.: 29

These days we all are facing tough times due to Corona.

There are certain do's don'ts that can protect us from Corona.

I. Write them in the columns given below.

Do's	Don'ts

II. Write three slogans on Corona.

1. _____

2. _____

3. _____

III. Identify the words related to Corona and write in the blanks.

virus, bacteria, chicken pox, quarantine, pollution, pleasant, isolation, bruise, positive, lobster, negative, spread, prick, covid, pinch, pandemic, friend, social distance, smile, lockdown

- | | |
|----------|-----------|
| 1. _____ | 2. _____ |
| 3. _____ | 4. _____ |
| 5. _____ | 6. _____ |
| 7. _____ | 8. _____ |
| 9. _____ | 10. _____ |

In India Corona virus, is spreading to all corners. It is dangerous to go outside. Your younger brother wanted to go out and play with his friends. You tell him that it is risky.

IV. Write a possible conversation between you and your younger brother.

- You : _____
- Your brother : _____
- You : _____
- Your brother : _____
- You : _____
- Your brother : _____
- You : _____
- Your brother : _____



STATE COUNCIL OF EDUCATIONAL RESEARCH AND TRAINING
TELANGANA, HYDERABAD

ACADEMIC YEAR 2020-21

LEVEL - 2

Class : V

Medium : All Media

Subject : English

UNIT : I

Topic/Concept: Let's Be Friends

Worksheet No.: 30

Recite the following poem.

THE BEST OF FRIENDS



The best of friends,
Can change a frown,
Into a smile,
When you feel down.

The best of friends,
Will understand,
Your little trials,
And lend a hand.

The best of friends,
Will always share,
Your secret dreams,
Because they care.

The best of friends,
Worth more than gold,
Give all the love,
A heart can hold.



- S. Jill Wolf



(Page No : 18)

I. Answer the questions given below.

1. Who can change your frown into a smile ?

2. Why does a friend share your dreams ?

3. When should you help a friend ?

4. How will you care for your friend ?

5. Who is your best friend ?

II. Match the word with its correct meaning

- | | | |
|-----------|-----|--------------------------|
| 1. frown | () | 1. hide from others |
| 2. trials | () | 2. valuable |
| 3. lend | () | 3. a look of displeasure |
| 4. worth | () | 4. difficulties |
| 5. secret | () | 5. give something |

III. Write 'true' against the right statement and write 'false' against each wrong statement.

- | | |
|---|-----|
| 1. Friendship is more valuable than gold. | () |
| 2. A true friend helps when you are in need . | () |
| 3. Your best friend will not share his dreams with you. | () |
| 4. A good friend keeps your secrets safe. | () |
| 5. Friends never care. | () |



**STATE COUNCIL OF EDUCATIONAL RESEARCH AND TRAINING
TELANGANA, HYDERABAD**

ACADEMIC YEAR 2020-21

LEVEL - 2

Class : V

Medium : All Media

Subject : English

UNIT : I

Topic/Concept: Let's Be Friends

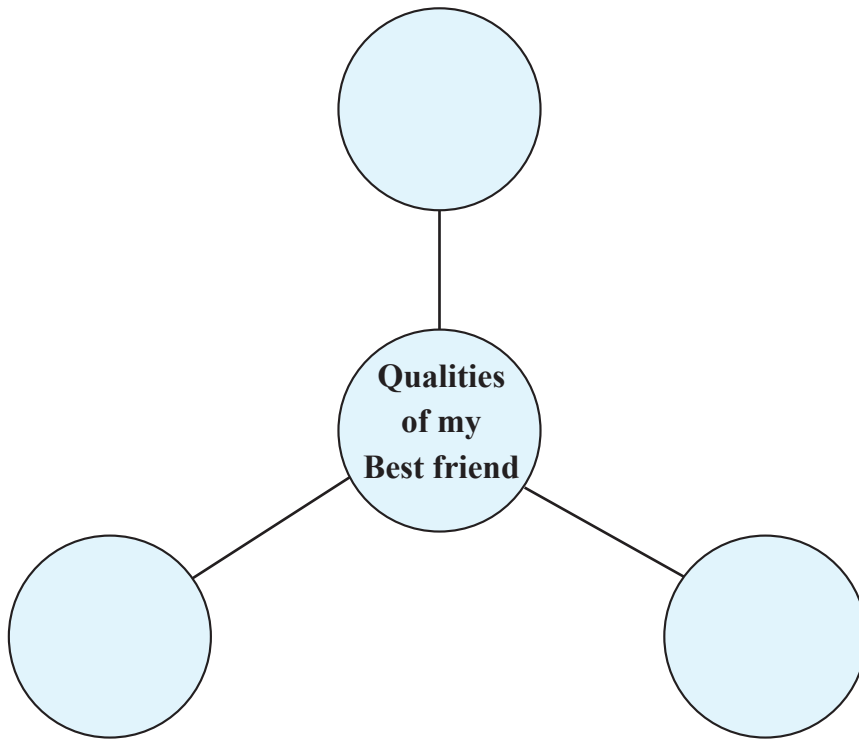
Worksheet No.: 31

I. List out the qualities of a good friend from the box given below

Sharing, mean, trust, lies to you, helps in need, walks away in need, keeps your secrets, loyalty, ignores you, won't share, good listener, never pays attention, talks behind your back, tells your secret to others, cheerful, forgiving, good advisor, always in frown, makes fun of, helps in taking good decisions, makes wrong choices

Qualities of a good friend

1. _____
2. _____
3. _____
4. _____
5. _____
6. _____
7. _____
8. _____
9. _____
10. _____



II. Conventions of writing:

Use capital letters, full stop(.), comma(,), question mark(?), and exclamation mark(!) wherever necessary and rewrite the following sentences

1. ouch raghu screamed loudly

2. good day pan cake said the man

3. why are you crying a girl asked

4. i am alright swapna but kiran is not well

5. rohith wanted a dog parrot pigeon and a kitten as his pets



**STATE COUNCIL OF EDUCATIONAL RESEARCH AND TRAINING
TELANGANA, HYDERABAD**

ACADEMIC YEAR 2020-21

LEVEL - 2

Class : V

Medium : All Media

Subject : English

UNIT : I

Topic/Concept: Let's Be Friends

Worksheet No.: 32

Read the following passage and answer the questions given below.

Once two friends Anil and Ravi were walking along the beach. They were discussing about their favourite cartoon show, which turned into a strong debate. The debate became hot. All of the sudden Ravi slapped Anil. Anil was hurt and wrote “Today my best friend slapped me” on sand. They continued to walk but did not speak to each other.

Suddenly, Anil was pushed into the water by a strong wave. Ravi immediately rushed to him and rescued. Then Anil wrote “ Today my best friend saved my life” on a large stone. Ravi asked him, when I hurt you, you wrote on sand and now why are you writing on a stone? Anil replied, “when someone hurts us, we should write it down on sand where winds of forgiveness can erase it away. But when someone does good for us, we must engrave it on stone where no wind can ever erase”. Ravi felt ashamed and was sorry for what he did. They hugged each other and became best friends forever.

I. Choose the correct answer and write in the bracket

1. Anil and Ravi were discussing about a _____. ()
A) cricket match B) cartoon show C) movie D) games
2. Anil wrote on _____ when Ravi slapped him. ()
A) stone B) book C) black board D) sand
3. According to Anil, we must write on _____ when someone does good for us. ()
A) paper B) chart C) stone D) sand

4. The meaning of “immediately” is _____ ()
 A) at once B) slowly C) afterwards D) later
5. Pick the opposite of ‘weak’ ()
 A) cool B) strong C) fast D) large

II. Use capital letter, full stop(.), comma(,), question mark(?), and exclamation mark(!) wherever necessary and rewrite the following para.

don't you like it said the crab and the lobster in surprise come come join the fun
 they only did to me what i keep doing to other children but how it hurts and how
 i hated the crabs and lobster i suppose other children hate me too i shall not pinch or
 prick anyone anymore

III. Match the opposite word correctly.

- | | | |
|-------------|-----|---------------|
| 1. unusual | () | a. soft |
| 2. pleasant | () | b. long/tall |
| 3. large | () | c. unpleasant |
| 4. hard | () | d. small |
| 5. short | () | e. usual |



State Council of Educational Research & Training
Telangana, Hyderabad