



Worksheets for Primary Stage

Level - 1 & 2

4th Class - ENGLISH



ENGLISH WORKSHEETS

CLASS IV

LEVEL-1

1) Readiness Programme

&

LEVEL-2

2) Academic Year 2020-21

Bridging the gap activities

UNIT - I : Ekalavya



**STATE COUNCIL OF EDUCATIONAL RESEARCH & TRAINING,
TELANGANA, HYDERABAD.**

Acknowledgement

The State Council of Educational Research and Training, Telangana extends its gratitude to Smt. P. Sabitha Indrareddy, Hon'ble Minister of Education, Smt. Chitra Ramachandran, Spl. Chief Secretary to Education, Ms. A. Sridevasena, Director of School Education for their inspiration and guidance in the development of **Worksheets** for all subjects for Classes II to X to reach out to the children during the lockdown.

Further, SCERT, Telangana expresses heartfelt thanks to Subject Experts, Editorial Team and DTP operators for their commendable work in designing the worksheets using online platforms and social media groups for discussions while developing the material.

August, 2020
Hyderabad.

B. Seshu Kumari
Director, SCERT

DEVELOPMENT TEAM

Chairperson:

Smt. B. Seshu Kumari, Director, SCERT, Telangana, Hyderabad.

Subject In-charge:

Smt. V. Neeraja GPS St.Peter's Kachiguda Hyderabad.

Members:

Kehkashan Naaz, GCPS Chatta Bazar, Charminar 2 (Mdl), Hyderabad.

Qudsia Mujeeb, TMRS Goshamahal Boys1, Amberpet(Mdl), Hyderabad.

B.Gangaiah, MPPS Yapalguda, Adilabad(Mdl), Adilabad.

Arshiya Sultana, GPS Banjarahills, Shaikpet(Mdl), Hyderabad.

Sk Khasim Pasha, GPS Gandhinagar, Kahammam.

Azra Fathima, GPS Kamela Qadeem, Charminar2(Mdl), Hyderabad.

Salma, MPPS Kothapaet, DPEP Velgatur, Jagityal.

Venkatesh Choutpelly, MPPS Awalpur, MP Bela, Dist : Adilabad.

M.Hepsiba, GGPS Lower Amberpet, Amberpet (Mdl), Hyderabad.

Coordinators :

Tahaseen Sultana, Professor & Head, C&T Department, SCERT, TS.

J. Krishna Nagamani, SCERT, TS, Hyderabad.

Editors:

V. Neeraja Gps St.Peter's Kachiguda Hyderabad..

Technical Support :

Smt. Sowjanya, SCERT, T, Hyderabad

K. Lalitha, SCERT, TS, Hyderabad.

ENGLISH - CLASS IV

(Class IV Basics)

Level 1

INDEX

| Sl. No. | CONTENT | LANGUAGE COMPONENT | PAGES |
|----------------|---------------------|---|--------------|
| 1 | Vehicles | Vocabulary , Grammar | 1-2 |
| 2 | Things around us | Grammar, Conventions of writing, Vocabulary | 3-4 |
| 3 | Things We do | Reading Comprehension, Vocabulary, Description | 5-6 |
| 4 | General English | Reading Comprehension, Vocabulary, Grammar | 7-9 |
| 5 | Park | Vocabulary, Conventions of Writing, Description | 10-12 |
| 6 | A hall | Conventions of Writing, Description, Grammar | 13-14 |
| 7 | Likes , Dislikes | Grammar, Vocabulary | 15-16 |
| 8 | My Activities | Vocabulary, Grammar, Conversation | 17-18 |
| 9 | She/He | Grammar, Vocabulary, recipe | 19-20 |
| 10 | Animals | Grammar, Vocabulary, Reading Comprehension | 21-22 |
| 11 | Vowels | Vocabulary, Grammar | 23-24 |
| 12 | Places | Vocabulary, Reading Comprehension, conventions of writing | 25-26 |
| 13 | Shapes and colours | Vocabulary, Grammar | 27 |
| 14 | General English | Vocabulary, Grammar | 28 |
| 15 | Rhyming words, poem | Reading Comprehension, Vocabulary | 29-30 |
| 16 | words | Vocabulary, Conventions of Writing | 31-32 |
| 17 | Singulars/ Plurals | Reading Comprehension, Vocabulary, Grammar | 33-35 |
| 18 | Fun with family | Reading Comprehension, Vocabulary, Conversation, Description. | 36-37 |

ENGLISH - Class IV
Academic Year 2020-21 (Level- II)

INDEX

| Sl. No. | Name of the Unit | Language Comp | Page no. |
|----------------|-----------------------------|-----------------------------------|-----------------|
| 1. | Bridging the gap activities | 1. Description | 1-6 |
| | | 2. Conversation | 7 |
| | | 3. Description | 8-11 |
| | | 4. Conversation | 12-13 |
| | | 5. Conversation | 14-19 |
| | | 6. Description | 20 |
| | | 7. Description | 21-25 |
| | | 8. Conversation | 26-27 |
| 2. | Ekalavya | 9. Description | 28-36 |
| | | 10. Paragraph writing | 37-44 |
| | | 11. Description | 45-48 |
| | | 12. Conversation | 49 |
| | | 13. Story | 50-51 |
| | | 14. Adding lines to the poem/song | 52-65 |
| | | 15. Project | 66-70 |

☆ Language components : Reading Comprehension, Vocabulary, Grammar are included in all the worksheets .Conventions of Writing are covered as per the need

LEVEL-1

Readiness Programme



**STATE COUNCIL OF EDUCATIONAL RESEARCH AND TRAINING
TELANGANA, HYDERABAD**

READINESS PROGRAMME LEVEL - 1

Class : IV

Medium : All Media

Subject : English

Topic/Concept: Vocabulary/Grammar

Worksheet No.: 1

I. Match the words with the picture

1. van () 1)



2. bus () 2)



3. aeroplane () 3)



4. ship () 4)



5. bicycle () 5)



II. Complete the sentence using the words given in the box

drive ride track fly sail

1. We _____ a bus.

2. The train runs on the _____.

3. We _____ a horse.






4. Ships _____ on seas.

5. Aeroplanes _____ in the sky.

III. Write the opposites of the given words

1. long × 2. old ×
3. rich × 4. cities ×

IV. Complete the sentences using through, along, under

1. The train went _____ the tunnel. 
2. The rat is _____ the chair. 
3. The shoes were _____ his bed. 
4. She has a bag _____ her arm. 
5. Trees are planted _____ the road. 



**STATE COUNCIL OF EDUCATIONAL RESEARCH AND TRAINING
TELANGANA, HYDERABAD**

READINESS PROGRAMME LEVEL - 1

Class : IV

Medium : All Media

Subject : English

Topic/Concept: Voc./Gr./Conventions of Writing

Worksheet No.: 2

I. Read the naming words in the box below and write under the correct category group

brother, snake, museum, computer, wife, spoon, dog, table, hospital, Raghu, Hyderabad, tiger, mother, cup, Aslam, cow, railway station

PERSON

1.
2.
3.
4.

PLACE

1.
2.
3.
4.

ANIMAL

1.
2.
3.
4.

THING

1.
2.
3.
4.

II. Use a or an in blank

- | | | |
|----------------|----------------|-------------------|
| 1. _____ book | 2. _____ house | 3. _____ elephant |
| 4. _____ car | 5. _____ ant | 6. _____ cat |
| 7. _____ apple | 8. _____ fox | 9. _____ cake |
| 10. _____ star | 11. _____ doll | 12. _____ girl |

III. Punctuate the sentences using capital letters and full stop (.) Rewrite them in the space given

1. the sky is blue

2. milk is good for health

3. she can sing

4. this is a book

5. he has two pens



**STATE COUNCIL OF EDUCATIONAL RESEARCH AND TRAINING
TELANGANA, HYDERABAD**

READINESS PROGRAMME LEVEL - 1

Class : IV

Medium : All Media

Subject : English

Topic/Concept: RC./Vocabulary/ Grammar

Worksheet No.: 3

I. Choose the correct answer

1. We use a _____ to wash our body.
1) soap 2) comb 3) pin
2. You must brush your teeth _____.
1) after playing 2) after you wake up 3) after school
3. Always cover your mouth with your hand while _____.
1) playing 2) yawning 3) singing
4. We should eat _____.
1) stale food 2) fresh food 3) nothing
5. Two magic words are _____.
1) please and thank you 2) come and go 3) up and down
6. Always wear _____ clothes.
1) clean 2) dirty 3) torn

II. Make words using the ending

| | AN | AT | IN | IT | UN |
|---|-----|-----|-----|-----|-----|
| P | PAN | | | | |
| B | | | BIN | | |
| F | | | | | FUN |
| R | | RAT | | | |
| S | | | | SIT | |

III. Look at the picture and write three sentences –
Use the words birds, flower, trees, butterflies



1. There is _____.
2. There are _____.
3. The butterflies are _____.



**STATE COUNCIL OF EDUCATIONAL RESEARCH AND TRAINING
TELANGANA, HYDERABAD**

READINESS PROGRAMME LEVEL - 1

Class : IV

Medium : All Media

Subject : English

Topic/Concept: Vocabulary/RC

Worksheet No.: 4

I. Look at the picture and write the opposites using the words given below

happy, sad; big, small; up, down; cold, hot; girl, boy; day, night



1. _____



2. _____



3. _____



4. _____



5. _____




6. _____




7. _____

8. _____



9. _____

10. _____



11. _____

12. _____

II. Complete the sentences by adding suitable word given

1. The elephant is _____ but the rat is _____.(small / big)
2. Mango is _____ but apple is _____.(yellow / red)
3. My grandfather is _____ but my father is _____.(young / old)
4. Sunday is the _____ day and Monday is the _____ day of the week.(last / first)
5. Winters are _____ but summers are _____. (hot / cold)

III. Reading the passage given below



In a thick jungle there lived a big lion. He was very strong. He was the king of the jungle. All the small animals were afraid of him. They would run and hide when he would give a loud roar.

Now, answer the following questions

1. Where did the lion live?

_____.

2. Which animal was the king of the jungle?

_____.

3. Who was afraid of the lion?

_____.

4. What did the small animals do?

_____.

5. Which animal are you afraid of?

_____.



**STATE COUNCIL OF EDUCATIONAL RESEARCH AND TRAINING
TELANGANA, HYDERABAD**

READINESS PROGRAMME LEVEL - 1

Class : IV

Medium : All Media

Subject : English





Topic/Concept: Grammar and Vocabulary

Worksheet No.: 5

I. Circle the action word in the sentence

1. Boys are playing in the park.
2. Ducks are swimming in the pond.
3. He is reading the newspaper.
4. Radha is dancing.
5. The baby is crying.

II. Complete the word by filling the missing letters.

1.  swi _____ ing.
2.  hi _____ ing.
3.  sto _____ ing.
4.  dri _____ ing.

5.



ru _____ ing.

6.



dro _____ ing.

7.



fi _____ ing.

8.



sho _____ ing.

9.



we _____ ing.

10.



cu _____ ing.

11.



si _____ ing.

III. Look at the picture and complete the sentences.

(running, reading, chasing, playing).



1. A boy is _____ butterfly.
2. A girl is _____ squirrel
3. The boy sitting under the tree is _____ a book.
4. The boy is _____ with the ball.



**STATE COUNCIL OF EDUCATIONAL RESEARCH AND TRAINING
TELANGANA, HYDERABAD**

READINESS PROGRAMME LEVEL - 1

Class : IV


Medium : All Media

Subject : English

Topic/Concept: Conventions of Writing Cr. Ex.

Worksheet No.: 6

I. Look at the picture and find out the correct word from the jumbled letters



1. almp - _____.
2. ofas - _____.
3. tam - _____.
4. labte - _____.
5. otp - _____.

II. Describe the picture given above

III. Change the order of the sentence and make it meaningful

1. big / is / room / my.

2. closed / is / today / shop / the.

3. tall / boy / Sonu / is / a.

4. glass / of / give / me / water.

5. live / do / where / you?

IV. Punctuate the sentences using - capital letters, full stop, correct spelling

1. the erath is round

2. draw a cricel

3. birds live on teers



**STATE COUNCIL OF EDUCATIONAL RESEARCH AND TRAINING
TELANGANA, HYDERABAD**

READINESS PROGRAMME LEVEL - 1

Class : IV

Medium : All Media

Subject : English

Topic/Concept: Vocabulary/Creative Ex.

Worksheet No.: 7

I. Name the place where you find the list of words given

bakery, market, toy shop, hospital, school

1. doctor, nurse, medicines _____.
2. teacher, chalk, desks _____.
3. vegetables, fruits, grains _____.
4. cake, bread, puffs _____.
5. dolls, game, puzzles _____.

II. Complete the sentences using the words given in the bracket

1. There are two _____ and one _____.(cat/dogs)
2. There is one _____ and seven _____.(pencil/brushes)
3. There is one _____ and four _____.(man/women)
4. There are five _____ and one _____.(leaves/orange)
5. There are three _____ and one _____.(apple/mangoes)

III. Use the words given in the box and write what you like and dislike

carrot, ice-cream, egg, tea, apple, milk, idly, upma, cake, tomato, brinjal, mango

LIKES

DISLIKES

ex: I like ice-cream

I dislike brinjal

- | | | |
|----|-------|-------|
| 1. | _____ | _____ |
| 2. | _____ | _____ |
| 3. | _____ | _____ |
| 4. | _____ | _____ |
| 5. | _____ | _____ |

IV. Make your own sentences with given word

- | | | |
|----|------------|-------|
| 1. | food | _____ |
| 2. | health | _____ |
| 3. | doctor | _____ |
| 4. | cook | _____ |
| 5. | fruits | _____ |
| 6. | moring | _____ |
| 7. | spoon | _____ |
| 8. | playground | _____ |



**STATE COUNCIL OF EDUCATIONAL RESEARCH AND TRAINING
TELANGANA, HYDERABAD**

READINESS PROGRAMME LEVEL - 1

Class : IV

Medium : All Media

Subject : English

Topic/Concept: Vocabulary / Grammar

Worksheet No.: 8

I. Read the following actions and list them under outdoor and indoor activities

sell, make, study, write, wash, give, bath, cook, drive, play, buy, fishing.

OUTDOOR

INDOOR

- | | | |
|----|-------|-------|
| 1. | _____ | _____ |
| 2. | _____ | _____ |
| 3. | _____ | _____ |
| 4. | _____ | _____ |
| 5. | _____ | _____ |
| 6. | _____ | _____ |

II. Write another four letter word starting with last letter of the given word and so on

Ex.:- fish = help, pull, left.

- | | | | |
|----|-------|---|-------------------------|
| 1. | good | = | _____ , _____ , _____ . |
| 2. | down | = | _____ , _____ , _____ . |
| 3. | long | = | _____ , _____ , _____ . |
| 4. | back | = | _____ , _____ , _____ . |
| 5. | first | = | _____ , _____ , _____ . |

III. You are meeting your friends. Complete the conversation using the words in the brackets



1. Hello friends! How _____ you? (is / are)
2. Hi Sonu ! _____ were you? (Where / When)
3. I _____ to grandmother's village. (go / went)
4. Oh! Do I _____ you? (know / no)
5. My name _____ Bheem; very happy to meet you! (is / was)
6. I like _____ kites. (flying / throwing)
7. And you, do you _____ cricket? (like / dislike)
8. Yes I love _____ games. (outdoor / indoor)



**STATE COUNCIL OF EDUCATIONAL RESEARCH AND TRAINING
TELANGANA, HYDERABAD**

READINESS PROGRAMME LEVEL - 1

Class : IV

Medium : All Media

Subject : English

Topic/Concept: Vocabulary / Cr. Ex.

Worksheet No.:9

I. Read the words in the box and group them as he words and she words

**boy, queen, girl, princess, uncle, hen, father, sister, rooster, husband, aunt,
cow, bull, king, mother, prince, brother, lion, wife, lioness**

| HE - WORDS | SHE – WORDS |
|------------|-------------|
| 1. _____ | 1. _____ |
| 2. _____ | 2. _____ |
| 3. _____ | 3. _____ |
| 4. _____ | 4. _____ |
| 5. _____ | 5. _____ |
| 6. _____ | 6. _____ |
| 7. _____ | 7. _____ |
| 8. _____ | 8. _____ |
| 9. _____ | 9. _____ |
| 10. _____ | 10. _____ |

II. Look at the pictures given, arrange the sentences to write the correct process of making chapati / roti



- **Mix the flour**
- **Knead the dough**
- **Add water**
- **Take the flour in a bowl**
- **Cook the roti on fir**
- **Roll the pieces of dough into rotis**

1. _____.

2. _____.

3. _____.

4. _____.

5. _____.

6. _____.



**STATE COUNCIL OF EDUCATIONAL RESEARCH AND TRAINING
TELANGANA, HYDERABAD**

READINESS PROGRAMME LEVEL - 1

Class : IV

Medium : All Media

Subject : English

Topic/Concept: RC/ Vocabulary

Worksheet No.: 10

I. Which animal am I?

1. I eat grass and I give milk. []

- 1) dog 2) cow 3) monkey 4) hen

2. I take care of my masters house, I can smell things. []

- 1) ox 2) cat 3) dog 4) duck

3. I have two legs and two wings, I lay eggs. []

- 1) hen 2) lion 3) goat 4) cow

4. I live on trees; I can hang with my tail. []

- 1) elephant 2) tiger 3) horse 4) monkey

5. I am a wild animal yellow in colour with black stripes. []

- 1) tiger 2) camel 3) fox 4) rabbit

II. Tick (✓) the words you can read by sight

| | | | |
|------|-------|-----|------|
| I | the | you | and |
| no | we | to | a |
| do | of | my | was |
| this | what | she | it |
| red | play | up | said |
| want | three | out | in |

III. Complete the following sentences with suitable words

1. I am a _____.
2. The _____ shines at night.
3. This is a _____ book.
4. There is a _____ in the box.
5. Do you _____ hide and seek?



**STATE COUNCIL OF EDUCATIONAL RESEARCH AND TRAINING
TELANGANA, HYDERABAD**

READINESS PROGRAMME LEVEL - 1

Class : IV

Medium : All Media

Subject : English

Topic/Concept: Vocabulary/Grammar

Worksheet No.: 11

I. Write any two words that begin with the given letter

s _____

h _____

g _____

p _____

r _____

f _____

n _____

b _____

l _____

k _____

II. Use a, e, i, o, u and complete the crossword

1.

| | | |
|---|---|---|
| * | b | * |
| c | | t |
| * | t | * |

4.

| | | |
|---|---|---|
| * | m | * |
| d | | g |
| * | p | * |

2.

| | | |
|---|---|---|
| * | l | * |
| h | | g |
| * | g | * |

5.

| | | |
|---|---|---|
| * | d | * |
| h | | n |
| * | n | * |

3.

| | | |
|---|---|---|
| * | b | * |
| c | | p |
| * | s | * |

6.

| | | |
|---|---|---|
| * | p | * |
| t | | n |
| * | n | * |

II. Fill in the blanks with this / that

Ex.: **What is this?**




A: **This is a book.**

Ex.: **What is that?**



A: **That is a bat.**

1. What is _____?



A: _____ is an apple.

2. What is _____?



A: _____ is a mango.

3. What is _____?



A: _____ is a dog.

4. What is _____?



A: _____ is a lamp.

5. What is _____?



A: _____ is a cap.



**STATE COUNCIL OF EDUCATIONAL RESEARCH AND TRAINING
TELANGANA, HYDERABAD**

READINESS PROGRAMME LEVEL - 1

Class : IV

Medium : All Media

Subject : English

Topic/Concept: Vocabulary/ RC

Worksheet No.: 12

I. Write any 4 things you see in the following places

market _____

school _____

playground _____

hospital _____

library _____

II. Fill in the missing words with (ch / sh)

1. fi _____



6. ben _____



2. bru _____



7. lun _____



3. _____ ip



8. tor _____



4. _____ ell



9. _____ urch



5. di _____



10. _____ in .



III. Identify the shapes and match them with their names

1.  rectangle

2.  square

3.  circle

4.  triangle



**STATE COUNCIL OF EDUCATIONAL RESEARCH AND TRAINING
TELANGANA, HYDERABAD**

READINESS PROGRAMME LEVEL - 1

Class : IV

Medium : All Media

Subject : English

Topic/Concept: Vocabulary / Grammar

Worksheet No.: 13

I. Match the objects with their shapes

Column –A

Column - B

- | | | |
|------------------------|-----|--------------|
| 1. clock and coin | () | 1) triangle |
| 2. mat and door | () | 2) square |
| 3. window and bread | () | 3) circle |
| 4. carrot and mountain | () | 4) rectangle |

II. Choose the appropriate number from the box and fill in the blanks

one, two, ten, twelve, four

1. I have _____ eyes.
2. There are _____ apples in a dozen.
3. The cow has _____ legs.
4. We have _____ fingers.
5. I have _____ nose.

III. Write the names of colours in the blank correctly

1. The sun is _____ and the grass is _____.
2. The apple is _____ and the carrot is _____.
3. The milk is _____ and the water is _____.



**STATE COUNCIL OF EDUCATIONAL RESEARCH AND TRAINING
TELANGANA, HYDERABAD**

READINESS PROGRAMME LEVEL - 1

Class : IV

Medium : All Media

Subject : English

Topic/Concept: Vocabulary / Grammar

Worksheet No.: 14

I. Write as many words as you can from the given word

computer

| two lettered words | three lettered words | four lettered words |
|--------------------|----------------------|---------------------|
| Ex. me | Ex. put | Ex. tour |
| | | |
| | | |
| | | |
| | | |
| | | |
| | | |
| | | |
| | | |
| | | |

II. Look at the table and make meaningful sentences.

| 1 | 2 | 3 |
|-----|------|---|
| I | want | to do it |
| We | wish | to go home |
| You | hope | to eat an ice-cream to play football |

1. _____.
2. _____.
3. _____.
4. _____.
5. _____.
6. _____.



**STATE COUNCIL OF EDUCATIONAL RESEARCH AND TRAINING
TELANGANA, HYDERABAD**

READINESS PROGRAMME LEVEL - 1

Class : IV

Medium : All Media

Subject : English

Topic/Concept: Vocabulary / RC

Worksheet No.: 15

I. Circle the word that doesn't rhyme with other words.

1. take, cake, leak, break.
2. feet, meet, head, read.
3. book, spoon, took, look.
4. glass, grass, class, boss.
5. goat, boat, spoke, note.

II. Write the words that rhyme with the given word

- | | |
|---------------|----------------|
| 1. rose | 2. play |
| 3. mill | 4. hen |
| 5. cut | 6. make |
| 7. town | 8. light |
| 9. seed | 10. moon |

III. Read the poem and answer the question

NAMES

Everybody
Has a name
Some are different
Some are same
Some are short
Some are long
All are right
None are wrong
I like my name
It's special to me
It's exactly who
I want to be!

1. Which word rhymes with the word name?

A: _____.

2. Write the opposite of long.

A: _____.

3. What is your name?

A: _____.

4. Complete the following line.

A: I _____ my name

IV. Write names of your friends

1. _____.

2. _____.

3. _____.



**STATE COUNCIL OF EDUCATIONAL RESEARCH AND TRAINING
TELANGANA, HYDERABAD**

READINESS PROGRAMME LEVEL - 1

Class : IV

Medium : All Media

Subject : English

Topic/Concept: Con.of writing

Worksheet No.: 16

I Fill the missing letters using - ay, ai, th

1. st_____
2. w_____ t
3. ba_____
4. pl_____
5. m_____ n
6. wi_____
7. pr_____
8. gr_____ n
9. _____ in
10. aw_____
11. g_____ n
12. _____ ree
13. tr_____
14. p_____ nt
15. mo_____ er

II. Fill in the missing letters with “ou”

1. m_____ th
2. c_____ nt
3. l_____ d
4. f_____ nd
5. cl_____ d
6. s_____ nd

III. Fill in the missing letters with “oi”

1. c_____ n
2. m_____ st
3. s_____ l
4. _____ l
5. n_____ se
6. t_____ let

IV. Fill in the missing letters with “oy”

1. b_____

2. enj_____

3. t_____

4. r_____al

5. j_____

6. l_____al

V. Fill in the missing letters with ee / ea

1. gr_____n

2. l_____f

3. j_____p

4. cl_____n

5. sl_____p

6. pl_____se

7. qu_____n

8. m_____l

9. d_____p

10. n_____t



**STATE COUNCIL OF EDUCATIONAL RESEARCH AND TRAINING
TELANGANA, HYDERABAD**

READINESS PROGRAMME LEVEL - 1

Class : IV

Medium : All Media

Subject : English

Topic/Concept: Creative expression/ Conventions of writing

Worksheet No.: 17

I. Choose the correct word and write it in the blank.

1. Lions are _____ animals. (wild/domestic/stray)
2. Mango juice is very _____. (sour/bitter/sweet)
3. Raju likes to _____. (drew/draw/drawing)
4. It is good to wake up _____. (late/early/fast)
5. It is good to _____ vegetables everyday. (eat/eating/ate)

II. Make suitable compound words by matching.

- | | | |
|-----------|---------|-------|
| 1. fore | room | _____ |
| 2. night | keeper | _____ |
| 3. sun | fathers | _____ |
| 4. office | fall | _____ |
| 5. goal | rise | _____ |

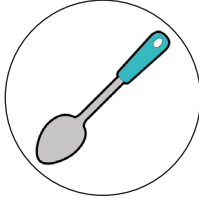














III. Write opposites for the following words.

1. come ×
2. long ×
3. stand ×
4. fat ×
5. prosperous ×

IV. Write 'this' for singular and 'these' for plural

Ex.: This is a book.

These are books.

1. _____ a spoon. 
2. _____ are spoons.  
3. _____ a duck. 
4. _____ are ducks.  
5. _____ a bag. 
6. _____ are bags.  
7. _____ a lamp. 
8. _____ are lamps.  
9. _____ a frog. 
10. _____ are frogs.  

V. Write 'that' for singular and 'those' for plural

Ex.: That is a dog.

Those are dogs.

1. _____ a car.



2. _____ are cars.



3. _____ a ball.



4. _____ are balls.



5. _____ a star.



6. _____ are stars.



7. _____ a bird.




8. _____ are birds.



9. _____ a ship.



10. _____ are ships.





**STATE COUNCIL OF EDUCATIONAL RESEARCH AND TRAINING
TELANGANA, HYDERABAD**

READINESS PROGRAMME LEVEL - 1

Class : IV

Medium : All Media

Subject : English

Topic/Concept: RC/ Creative Ex.

Worksheet No.: 18

I. Picture composition



sofa, table, toys, clothes, brother, sister, mother, cooking, playing, folding, sitting

Look at the picture and write five sentences with the help of the words given in the box

1. _____ .
2. _____ .
3. _____ .
4. _____ .
5. _____ .

II. Two children are playing with blocks. Think what they might be talking to each other. Write the possible conversation between them.

Girl : _____

Boy : _____

Girl : _____

Boy : _____

Girl : _____

Boy : _____

LEVEL – 2

Academic Year 2020-21

UNIT- I : Bridging the gap activities

UNIT-II : Ekalavya

English Level II Worksheets

Class : IV



| Sl. No. | Name of the Unit | Language Comp | Page no. |
|---------|-----------------------------|--|--|
| 1. | Bridging the gap activities | 1. Description 2. Conversation 3. Description 4. Conversation 5. Conversation 6. Description 7. Description 8. Conversation | 1-6 7 8-11 12-13 14-19 20 21-25 26-27 |
| 2. | Ekalavya | 9. Description 10. Paragraph writing 11. Description 12. Conversation 13. Story 14. Adding lines to the poem/song 15. Project | 28-36 37-44 45-48 49 50-51 52-65 66-70 |

☆ Language components: Reading Comprehension, Vocabulary, Grammar are included in all the worksheets .Conventions of Writing are covered as per the need.



**STATE COUNCIL OF EDUCATIONAL RESEARCH AND TRAINING
TELANGANA, HYDERABAD**

ACADEMIC YEAR 2020-21

LEVEL-2

Class : IV

Medium : All Media

Subject : English

Topic/Concept: Bridging Gap Activities

Worksheet No.: 1



Picture-1 (Page No: 1)

I. Fill in the blanks using the following words:

[fishing, carrying, sitting, lamb, flying, riding, sailing, washing, playing, walking bicycle.]

This is the picture of a village. There is a mountain. There is a temple on the mountain. There are huts. The birds are _____ in the sky. The man is _____ a bullock cart. The woman is _____ grass on her head. Another man is riding a _____. The men and women are _____. The monkeys are _____ on the tree. The shepherd is carrying a _____. There is a crane in the lake. The man is _____ in the boat.

The fisherman is _____. The children are _____ in the water. The washer man is _____ the clothes.

II. Choose the correct answer

1. The man is _____ a bullock cart. ()
A) driving B) riding C) seeing
2. A man is _____ in the boat. ()
A) sailing B) sleeping C) standing
3. The fisherman is _____ in the lake. ()
A) fishing B) hunting C) playing
4. The people are _____. ()
A) sitting B) playing C) walking
5. There are _____ near the lake. ()
A) huts B) houses C) hotels
6. It is a _____ day. ()
A) dull B) bright C) rainy
7. This is the scene of a _____. ()
A) city B) village C) town
8. The boy is _____ into the lake. ()
A) diving B) walking C) looking
9. There is a _____ (bird) in the lake. ()
A) crane B) duck C) hen
10. The _____ is washing the clothes. ()
A) washerman B) fisherman C) watchman



**STATE COUNCIL OF EDUCATIONAL RESEARCH AND TRAINING
TELANGANA, HYDERABAD**

ACADEMIC YEAR 2020-21

LEVEL-2

Class : IV

Medium : All Media

Subject : English

Topic/Concept: Bridging Gap Activities

Worksheet No.: 2



Picture-1 (Page No: 1)

I. Match the singular words with their plural forms:

- | | | |
|--------------|-----|--------------|
| 1. washerman | () | a. children |
| 2. story | () | b. women |
| 3. bird | () | c. nets |
| 4. child | () | d. cities |
| 5. boat | () | e. mountains |
| 6. net | () | f. washermen |

7. mountain () g. stories
8. city () h. birds
9. woman () i. mangoes
10. mango () j. boats

II. Answer the following questions in a phrase or a sentence.

1. Where is the temple?

2. Where are the huts?

3. Where are the birds?

4. What is the man in the boat doing?

5. Which bird is there in water?

6. What is the fisherman doing?

7. What are the children doing?

8. Where are the monkeys?

9. What is the washerman doing?

10. Is the washerman, washing clothes at the right place? Why do you think so?



**STATE COUNCIL OF EDUCATIONAL RESEARCH AND TRAINING
TELANGANA, HYDERABAD**

ACADEMIC YEAR 2020-21

LEVEL-2

Class : IV

Medium : All Media

Subject : English

Topic/Concept: Bridging Gap Activities

Worksheet No.: 3



Picture-1 (Page No : 1)

I. Guess who I am and write in the blanks:

(fisherman, farmer, potter, fish, monkey, bird, student, mason, washerman, shepherd)

1. I graze the sheep in the fields: _____
2. I catch the fish from ponds and lakes: _____
3. I wash people's clothes: _____
4. I grow crops and work in fields: _____

5. I construct houses for people: _____
6. I go to school to study: _____
7. I live in water: _____
8. I fly in the sky: _____
9. I jump from one tree to another: _____

II. Describe the picture in 4- 5 sentences.

1. What is the picture about?
2. Where are the monkeys?
3. What are the children doing?
4. What is the woman carrying?
5. What is the man riding?
6. Who is walking with the sheep?

III. Select any two characters from the children playing in water.

Imagine that they are talking about the fun they are having.

Write a possible conversation between them using the clues given below.

(playing in water, swimming, fun, happiness, good exercise, safety)

Child 1 : _____

Child 2 : _____

Child 1 : _____

Child 2 : _____

Child 1 : _____

Child 2 : _____

Child 1 : _____

Child 2 : _____



**STATE COUNCIL OF EDUCATIONAL RESEARCH AND TRAINING
TELANGANA, HYDERABAD**

ACADEMIC YEAR 2020-21

LEVEL-2

Class : IV

Medium : All Media

Subject : English






Topic/Concept: Bridging Gap Activities

Worksheet No.: 4

I. Match the following

Column - A

Column - B

- | | | | |
|----|---|-----|----------------|
| 1. |  | () | a. electrician |
| 2. |  | () | b. carpenter |
| 3. |  | () | c. painter |
| 4. |  | () | d. firefighter |
| 5. |  | () | e. plumber |

II. Write True or False :

- | | | |
|----|---------------------------------|-----|
| 1. | The painter paints the wall. | () |
| 2. | The blacksmith makes jewellery. | () |
| 3. | The florist sells flowers. | () |
| 4. | The butcher sells meat. | () |

5. The washerman guards the house. ()
6. The nurse takes care of the patients. ()
7. The judge gives the judgement. ()
8. The electrician repairs doors and windows. ()
9. The gardener takes care of the plants. ()
10. The soldier fights for the country. ()

III. Fill in the blanks with the work done by the professionals given below

teaches, treats patients, cuts hair, stops fire, bakes cakes, stitches clothes, repairs pipes
catches thieves, flies aeroplane, designs buildings

- | | | | |
|-------------|-------|-----------------|-------|
| 1. doctor | | 2. barber | |
| 3. tailor | | 4. baker | |
| 5. teacher | | 6. fire fighter | |
| 7. pilot | | 8. policeman | |
| 9. engineer | | 10. plumber | |



**STATE COUNCIL OF EDUCATIONAL RESEARCH AND TRAINING
TELANGANA, HYDERABAD**

ACADEMIC YEAR 2020-21

LEVEL-2

Class : IV

Medium : All Media

Subject : English

Topic/Concept: Bridging Gap Activities

Worksheet No.: 5



Picture-2 (Page No : 2)

I. Answer the following questions.

1. Where are the huts?

2. How many huts are there?

3. What is the potter doing?

4. Why do we use the pots for?

5. Who is taking the sheep with him?

6. What is the fisherman holding in his hand?

7. What is the farmer carrying?

8. Who is sitting under the tree?

9. What does the cobbler do?

10. What does the carpenter do?

II. Write 4-5 sentences describing the picture using the clues given below

1. What is the place you see in the picture?

2. What things do you see ?

3. Who are the people you see?

4. What are they doing?



**STATE COUNCIL OF EDUCATIONAL RESEARCH AND TRAINING
TELANGANA, HYDERABAD**

ACADEMIC YEAR 2020-21

LEVEL-2

Class : IV

Medium : All Media

Subject : English

Topic/Concept: Bridging Gap Activities

Worksheet No.: 6



Picture-2 (Page No : 2)

I. Write the missing letters :

1. p __ tt __ r.

2. c __ rp __ nt __ r

3. f __ rm __ r

4. v __ ll __ ge

5. f __ sh __ rm __ n

6. c __ bbl __ r

7. p __ ou __ h

8. h __ t

9. wh __ __ l

10. sl __ pp __ r

II. Read the following words and write under the correct headings

| | | | | | |
|-----------|-----------|-------------|--------|-------------------|--------|
| teacher | plough | black board | doctor | policeman | |
| door | carpenter | fisherman | farmer | gun | tailor |
| injection | wheel | net | porter | needle and thread | |

| professions | things |
|-------------|---------|
| 1. | 1. |
| 2. | 2. |
| 3. | 3. |
| 4. | 4. |
| 5. | 5. |
| 6. | 6. |
| 7. | 7. |
| 8. | 8. |

III. A man went to a cobbler to get his footwear repaired. Write a possible conversation between the man and the cobbler:

Man : _____

Cobbler : _____

Man : _____

Cobbler : _____

Man : _____

Cobbler : _____

Man : _____

Cobbler : _____

Man : _____

Cobbler : _____



**STATE COUNCIL OF EDUCATIONAL RESEARCH AND TRAINING
TELANGANA, HYDERABAD**

ACADEMIC YEAR 2020-21

LEVEL-2

Class : IV

Medium : All Media

Subject : English

Topic/Concept: Bridging Gap Activities

Worksheet No.: 7



Picture-3 (Page No : 3)

I. Answer the following questions.

1. How many boys are there in the picture?

2. What are the boys holding in their hands?

3. What is hanging from the roof?

4. Where do you think the bird was?

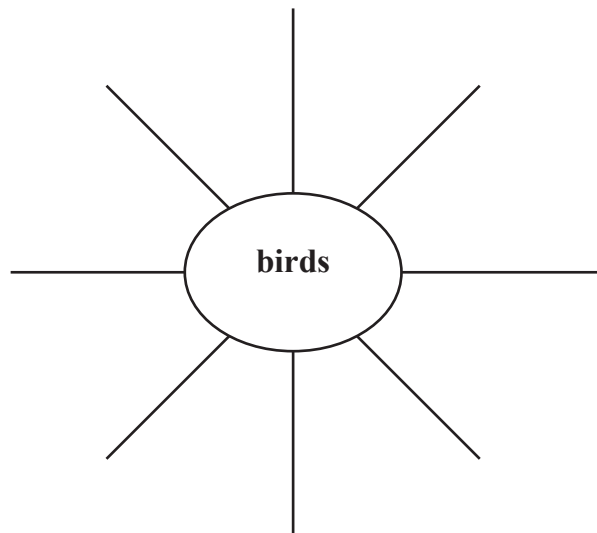
5. What is the boy telling his friend?

6. Is the bird ready to fly? How can you say?

7. Do you think birds like to be in cage? Why?

8. How did you feel when you were at home for a long time in lockdown?

II. Write the name of birds you know.



III. Describe the qualities of the birds given below in 2-3 sentences:

Use the clues given in bracket

(feathers, colours, its food, its speciality)

1. Parrot:

2. Hen:



**STATE COUNCIL OF EDUCATIONAL RESEARCH AND TRAINING
TELANGANA, HYDERABAD**

ACADEMIC YEAR 2020-21

LEVEL-2

Class : IV

Medium : All Media

Subject : English

Topic/Concept: Bridging Gap Activities

Worksheet No.: 8



Picture-3 (Page No : 3)

I. Write true/false for the following statements:

1. Animals and birds are living beings: ()
2. We put animals and birds in a cage: ()
3. Birds love to fly in the sky: ()
4. We should not beat animals: ()
5. Birds should not be kept in cages. ()
6. Birds are not very friendly: ()

II. All animals and birds in nature have their homes. They are happy to live there.

Match the birds/animals with their homes.

| birds/animals | | their homes |
|----------------------|-----|--------------------|
| 1. pigeon | () | a. kennel |
| 2. lion | () | b. stable |
| 3. dog | () | c. nest |
| 4. horse | () | d. beehive |
| 5. monkey | () | e. den |
| 6. rabbit | () | f. hill |
| 7. spider | () | g. sty |
| 8. ant | () | h. tree |
| 9. bee | () | i. web |
| 10. pig | () | j. burrow |

III. Insert capital letters, full stop, (.) wherever necessary

1. our national animal is tiger

2. it lives in the forest

3. it has yellow and black stripes on it's body

4. it roars and eats flesh

5. it is a wild animal



**STATE COUNCIL OF EDUCATIONAL RESEARCH AND TRAINING
TELANGANA, HYDERABAD**

ACADEMIC YEAR 2020-21

LEVEL-2

Class : IV

Medium : All Media

Subject : English

Topic/Concept: Bridging Gap Activities

Worksheet No.: 9



Picture-3 (Page No : 3)

- I. Look at the picture. Madhu kept a pigeon in a cage. Rehan saw that it is not happy So he asked Madhu to release the bird. Madhu agreed. Both of them let the pigeon fly in the sky freely.

Now write a possible conversation between Rehan and Madhu

Rehan : _____

Madhu : _____

Rehan : _____

Madhu : _____

Rehan : _____

Madhu : _____

Rehan : _____

Madhu : _____

II. Match the birds with its qualities:

| birds | | qualities |
|--------------|-----|----------------------|
| 1. cuckoo | () | a) red beak |
| 2. crow | () | b) flies high |
| 3. parrot | () | c) beautiful feather |
| 4. peacock | () | d) sings song |
| 5. eagle | () | e) black in colour |

III. Write 4-5 sentences about our national bird



1. What is our national bird?
2. When does it dance?
3. How are it's feathers?
4. What are the colours in it's feathers?
5. How are it's legs?
6. What is it's female bird called as?



**STATE COUNCIL OF EDUCATIONAL RESEARCH AND TRAINING
TELANGANA, HYDERABAD**

ACADEMIC YEAR 2020-21

LEVEL-2

Class : IV

Medium : All Media

Subject : English

Topic/Concept: Bridging Gap Activities

Worksheet No.: 10



Picture-4 (Page No : 4)

I. Answer the following questions

1. What is the picture about?

2. Who is sitting with the students?

3. Where are the students and teachers sitting?

4. What are the children doing near the wall ?

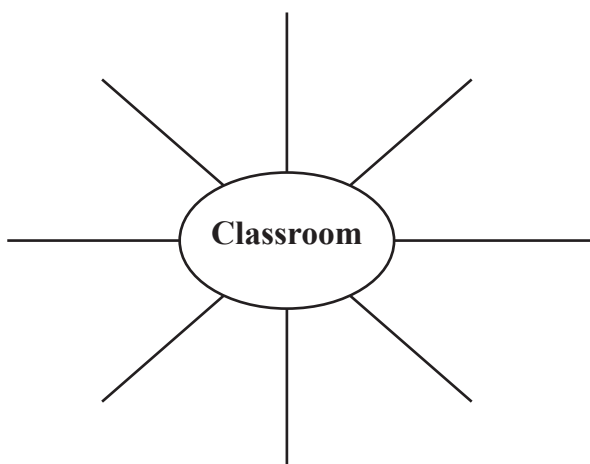
5. How many children are playing with clay?

6. What are the students around the teacher doing?

7. What is the girl pointing on the chart?

8. Do you like your classroom?

II. Write the things that you see in a classroom.



III. Fill in the blanks with the correct word.

1. There _____ many students in the class. (is/are)

2. There _____ a teacher in the the class. (is /are)

3. There _____ two charts on the wall. (is / are)

4. The students _____ reading, sitting around the teacher. (is / are)

5. The students _____ making toys with clay. (is / are)



**STATE COUNCIL OF EDUCATIONAL RESEARCH AND TRAINING
TELANGANA, HYDERABAD**

ACADEMIC YEAR 2020-21

LEVEL-2

Class : IV

Medium : All Media

Subject : English

Topic/Concept: Bridging Gap Activities

Worksheet No.: 11



Picture-4 (Page No : 4)

I. Choose the correct word and fill in the blanks.

- The students are sitting _____ the teacher. ()
A) around B) in front of C) behind
- A girl is standing _____ the teacher. ()
A) behind B) beside C) on
- The children are looking _____ their books. ()
A) into B) in C) with

III. Describe the given picture in 4-5 sentences.



Describe your classroom.

1. How is your classroom?
2. How many doors and windows does it have?
3. How many tube lights and fans are there?
4. Are there any charts in your classroom?
5. Is there a wall magazine in your class?
6. How many students are there in your class?
7. Do you like your classroom?



**STATE COUNCIL OF EDUCATIONAL RESEARCH AND TRAINING
TELANGANA, HYDERABAD**

ACADEMIC YEAR 2020-21

LEVEL-2

Class : IV

Medium : All Media

Subject : English

Topic/Concept: Bridging Gap Activities

Worksheet No.: 12



Picture-4 (Page No : 4)

I. Imagine that you are the girl standing beside the teacher. Write a conversation between you and the teacher

You : _____

Teacher : _____

You : _____

Teacher : _____

You : _____

Teacher : _____

You : _____

Teacher : _____

II. Use capital letters, full stop(.), comma(,), and question mark(?) wherever necessary.

1. the children are playing

2. the teacher is teaching

3. why were you late

4. i have a pen a pencil an eraser and a sharpener in my box

5. my friend and i played cricket yesterday

6. it was very hot yesterday

III. Tick for the appropriate word in the following sentences.

1. We must go to (school/park) every day.

2. We should (obey/disobey) our teachers.

3. We should make (noise/models) in the class.

4. We should be (naughty/friendly) with our friends.

5. We should (forgive/punish) our friends.



**STATE COUNCIL OF EDUCATIONAL RESEARCH AND TRAINING
TELANGANA, HYDERABAD**

ACADEMIC YEAR 2020-21

LEVEL - 2

Class : IV

Medium : All Media

Subject : English

UNIT : I

Topic/Concept: Ekalavya

Worksheet No.: 13



(Page No : 5 - Picture)

I. Circle the words related to the picture and write few more words related to the picture.

children

saint

village

forest

man

tree

king

sitting

II. Choose the correct answer.

1. A saint is sitting _____ a tree. ()
A) on B) under C) over
2. Children are _____ to the saint. ()
A) learning B) teaching C) listening
3. They all live in a _____. ()
A) tree B) burrow C) hut
4. We get air from the _____. ()
A) trees B) saint C) hut
5. There is a stick _____ the saint. ()
A) beside B) on C) in
6. Children are _____ on the ground. ()
A) teaching B) standing C) sitting
7. There are _____ children. ()
A) six B) five C) seven
8. Saint has _____ beard. ()
A) a long B) a short C) no
9. Shishyas are _____ among themselves. ()
A) teaching B) talking C) learning
10. This is a place of _____. ()
A) learning B) dancing C) fighting

III. fill in the missing letters:

1. t ___ cher 2. s ___ nt 3. tr ___
4. h ___ t 5. ch ___ ldr ___ n



**STATE COUNCIL OF EDUCATIONAL RESEARCH AND TRAINING
TELANGANA, HYDERABAD**

ACADEMIC YEAR 2020-21

LEVEL - 2

Class : IV

Medium : All Media

Subject : English

UNIT : I

Topic/Concept: Ekalavya

Worksheet No.: 14

Unit -2

Ekalavya

Children, do you want to know how schools in olden days were? I will tell you how they were. Those schools were called gurukulas. The teacher was guru or acharya. The students were shishyas. Do you want to know what subjects they learnt there? Students learnt languages, mathematics, history, geography and arts like fighting, wrestling and shooting arrows.

Long ago there was a guru named Dronacharya. He was a royal teacher. He taught only princes. He was the guru of the Pandavas and the Kauravas. The Pandavas were five namely; Dharma Raja, Bhima, Arjuna, Nakula and Sahadeva. Kauravas were hundred; Duryodhana, Dushasana and so on. Among the shishyas, Arjuna was Dronacharya's favourite student. Do you know why? Arjuna always worked hard. He obeyed his guru and was excellent at shooting.

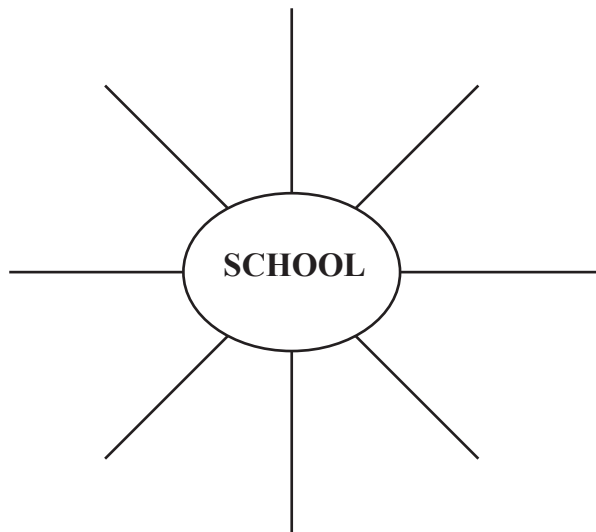
(Page No. 112)

I. Choose the correct answer:

1. The schools in olden days were called _____ ()
A) schools B) gurukulas C) university
2. The teacher in olden days was called _____ ()
A) master B) king C) guru
3. The students in olden days were called _____ ()
A) shishyas B) children C) princes

4. Dronacharya taught _____ ()
A) everyone B) only tribesman C) only princes
5. Dronacharya was a _____ teacher. ()
A) royal B) tribe C) common
6. _____ was the guru of the Kauravas and Pandavas. ()
A) Bhima B) Arjuna C) Dronacharya
7. The Pandavas were _____ in number. ()
A) three B) five C) four
8. Kauravas were _____ in number. ()
A) fifty B) hundred C) ten
9. A person who teaches us is called a _____. ()
A) doctor B) teacher C) lawyer
10. _____ is a place where children get education. ()
A) hospital B) post office C) school

II. Write the words related to school





**STATE COUNCIL OF EDUCATIONAL RESEARCH AND TRAINING
TELANGANA, HYDERABAD**

ACADEMIC YEAR 2020-21

LEVEL - 2

Class : IV

Medium : All Media

Subject : English

UNIT : I

Topic/Concept: Ekalavya

Worksheet No.: 15

Dronacharya was the royal teacher of the Pandavas and the Kauravas of Hastinapura. He was the master of archery. Arjuna, one of the Pandavas, was his favourite student. Arjuna worked very hard. Dronacharya was very much pleased with Arjuna and said, “I will make you the greatest archer in the world.”

Ekalavya was a young and active boy. He was the son of the chief of the jungle tribes of Nishada. One day he watched Dronacharya teaching archery to the princes of Hastinapura in *the gurukula*. Ekalavya wished to learn archery. So he met Dronacharya and fell at his feet.



(Page No : 6)

I. Choose the correct answer :

1. _____ was the royal teacher of Pandavas and Kauravas. ()
A) Dharma Raja B) Duryodhana C) Dronacharya
2. Dronacharya was the master of _____. ()
A) wrestling B) fighting C) archery
3. _____ was the favourite student of Dronacharya. ()
A) Arjuna B) Ekalavya C) Duryodhana
4. Ekalavya was the son of _____. ()
A) Pandavas B) Kauravas C) Chief of Nishada
5. Ekalavya wished to learn _____. ()
A) fighting B) wrestling C) archery
6. Pandavas and Kauravas were princes of _____. ()
A) Hastinapura B) Patliputra C) Takshashila
7. Dronacharya was pleased with Arjuna and said, "I will make you the greatest ___ in the world." ()
A) singer B) archer C) teacher
8. Arjuna was one of the _____. ()
A) Kauravas B) Pandavas C) tribals
9. ___ was a young and active boy. ()
A) Dharma Raja B) Ekalavya C) Arjuna
10. Ekalavya fell at Dronacharya's _____ to learn archery. ()
A) feet B) hands C) door

II. State whether the following statements are true or false

1. Dronacharya was the royal teacher of the pandavas and kauravas. ()
2. He was the master of music. ()
3. Arjuna worked very hard. ()
4. Dronacharya was angry with Arjuna. ()
5. Ekalavya was an old man. ()

III. Match the following to complete the sentences. Write the sentence below.

- | | | |
|-----------------------|----------|---------------------------------|
| 1. Ekalavya | () | a. the chief of the jungle |
| 2. He was the son of | () | b. a young and active boy |
| 3. One day he watched | () | c. and fell at his feet |
| 4. Ekalavya wished to | () | d. Dronacharya teaching archery |
| 5. He met Dronacharya | () | e. to learn archery |

1. _____
2. _____
3. _____
4. _____
5. _____



**STATE COUNCIL OF EDUCATIONAL RESEARCH AND TRAINING
TELANGANA, HYDERABAD**

ACADEMIC YEAR 2020-21

LEVEL - 2

Class : IV

Medium : All Media

Subject : English

UNIT : I

Topic/Concept: Ekalavya

Worksheet No.: 16



(Page No : 6 - Picture)

I. Write the names of the people/things /places you see in the picture.

1. _____ 2. _____ 3. _____
4. _____ 5. _____

II. Circle the words related to the picture.

- 1) Ekalavya 2) old 3) inactive 4) boy 5) sun
6) jungle 7) night 8) archery 9) princes 10) feet

III. Describe the above picture using the following clues.

1. What place is it?
2. What things do you see in the picture?
3. Who are there in the picture?
4. What are they doing?



**STATE COUNCIL OF EDUCATIONAL RESEARCH AND TRAINING
TELANGANA, HYDERABAD**

ACADEMIC YEAR 2020-21

LEVEL - 2

Class : IV

Medium : All Media

Subject : English

UNIT : I

Topic/Concept: Ekalavya

Worksheet No.: 17

He said “O great teacher, I have come to learn archery from you. Kindly take me as your pupil.”

Dronacharya was very pleased.

“Who are you?” Dronacharya asked.

“I’m the son of the chief of the jungle tribes of Nishada,” said Ekalavya.



“A tribes man?” said Dronacharya, “Don’t you know, I teach only the princes? You can go back.”

(Page No : 7)

I. Answer the following questions.

1. Who was Ekalavya?

2. Who was Dronacharya?

3. Why did Ekalavya come to Dronacharya?

4. Whom did Dronacharya teach?

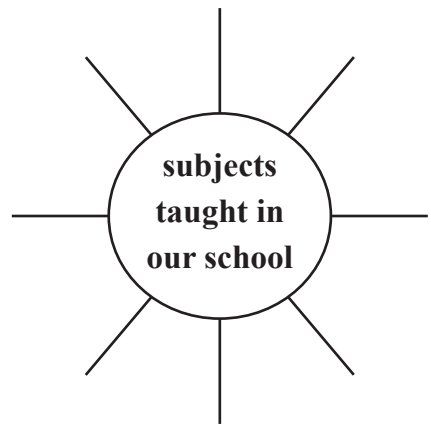
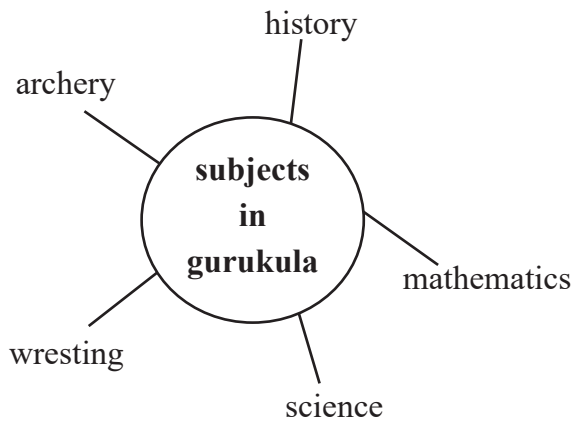
5. Why did Dronacharya reject Ekalavya as his student?

6. How would you feel if you were in Ekalavya's place?

II. Fill in the missing letters

1. h__rd 2. act__ve 3. ch__ef 4. tr__be 5. t__ach
6. le__rn 7. w__rld 8. roy__l 9. y__ung 10. f__ll

III. A. Complete the word web using the clues:



B. Write the names of common subjects taught in gurukul and at your school.

1. _____ 2. _____ 3. _____

IV, Match the word with its meaning.

A

1. archery ()
2. shishya ()
3. guru ()
4. gurukula ()
5. royal ()

B

- a. student
- b. teacher
- c. shooting
- d. kingly
- e. school



**STATE COUNCIL OF EDUCATIONAL RESEARCH AND TRAINING
TELANGANA, HYDERABAD**

ACADEMIC YEAR 2020-21

LEVEL - 2

Class : IV

Medium : All Media

Subject : English

UNIT : I

Topic/Concept: Ekalavya

Worksheet No.: 18

Ekalavya was very disheartened. He obeyed Dronacharya and returned to the forest. There he made a clay image of Dronacharya. He practised archery day and night. In no time, he mastered the art of archery. Now he could shoot arrows even in the dark just by listening to the sound of animals.

One day, Dronacharya, the Pandavas and the Kauravas came to the forest with a dog, for hunting. Suddenly the dog started barking. An arrow came from somewhere and struck the mouth of the dog. Another arrow followed it, and another. Seven arrows came one after the other.

The princes were surprised. One of them said,

“Arjuna! Here is an archer more skilful than you. He has shot arrows into the dog’s mouth just by hearing its sound.”



(Page No : 7)

I. Match the phrases to form meaningful sentences .Write the sentences in the space provided below.

A

1. Ekalavya was very
2. He obeyed
3. He practiced in the
4. He became the
5. Ekalavya could

B

- a. master of archery
- b. forest
- c. shoot arrows in darkness
- d. disheartened
- e. Dronacharya

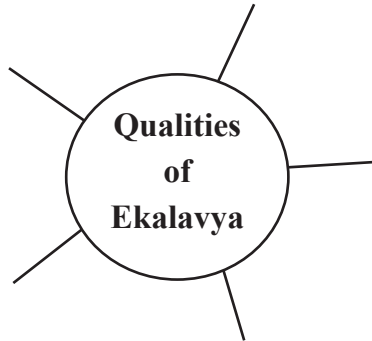
1. _____
2. _____
3. _____
4. _____
5. _____

II. Choose the correct answer.

1. The person with a bow and an arrow is ()
A) Ekalavya B) Arjuna C) Dronacharya
2. The idol in the picture is of _____ ()
A) Ekalavya B) Arjuna C) Dronacharya
3. Ekalavya was _____ ()
A) determined B) easy going C) lazy
4. Ekalavya became the master in _____ ()
A) wrestling B) fighting C) archery
5. Ekalavya made the idol of Dronacharya with _____ ()
A) clay B) dry wood C) iron

III. Pick out and write the words describing the qualities of Ekalavya.

- hard working humble lazy skilful disobedient
obedient kind determined arrogant devoted



IV. Use capital letter, full stop, (.) comma (,) and question mark (?) wherever necessary.

1. ekalavya is a young boy

2. he obeyed dronacharya

3. i am Ekalavya

4. who are you

5. arjuna is one of the Pandavas





**STATE COUNCIL OF EDUCATIONAL RESEARCH AND TRAINING
TELANGANA, HYDERABAD**

ACADEMIC YEAR 2020-21

LEVEL - 2

Class : IV

Medium : All Media

Subject : English

UNIT : I

Topic/Concept: Ekalavya

Worksheet No.: 19

Soon, they saw a young man with a bow and arrows.

“Who are you?” Dronacharya asked.

“Sir, I am Ekalavya, the son of the Nishada Chief.”

“Have you shot these arrows at the dog?”

“Yes Sir, I have.”

“Who is your *guru*?” said Dronacharya.

“I am your humble student, Sir,” said Ekalavya.

“My student?” exclaimed Dronacharya, “When did I teach you?”

“I made a clay image of you and practised shooting arrows,” answered Ekalavya.

Dronacharya was excited and felt proud. But he remembered his promise to Arjuna.

He said, “If you are my student, give me my *Guru Dakshina!*”

“I am ready to give you anything you ask for,” replied Ekalavya.



(Page No : 8)

I. Answer the following questions.

1. Who shot arrows at the dog?

2. Who was Ekalavya's guru?

3. How did Ekalavya practice?

4. What was the image made of?

5. Ekalavya had shown that practice makes us perfect. Write any three things that can be improved by practicing.

II. Use the following words in your own sentences.

1. humble : _____

2. exclaim : _____

3. practice : _____

4. young : _____

5. image : _____

III. Think of one skill you want to become perfect in. Write how will you practice it.

You can use the clues given below

(Name of the skill, why do you like it, what materials are needed, who taught you, how often do you practice)



**STATE COUNCIL OF EDUCATIONAL RESEARCH AND TRAINING
TELANGANA, HYDERABAD**

ACADEMIC YEAR 2020-21

LEVEL - 2

Class : IV

Medium : All Media

Subject : English

UNIT : I

Topic/Concept: Ekalavya

Worksheet No.: 20



(Page No : 8)

VOCABULARY:

I. Write the naming words (place, person ,thing) from the picture.

Ekalavya _____

II. Choose the correct answer:

- The people are standing in a _____ ()
A) forest B) city C) house
- The idol was made up of _____ ()
A) stone B) clay C) bone

3. The image of Dronacharya was made by_____ ()
 A) Arjuna B) Bheema C) Ekalavya
4. “If you are my student, give me my _____” Dronacharya said. ()
 A) money B) books C) gurudakshina
5. He asked to give his _____ as his gurudakshina. ()
 A) left thumb B) middle finger C) right thumb

III. State whether the following are true or false:

1. The saint in the picture is Dronacharya ()
2. There is an idol of forefather of Ekalavya. ()
3. Pandavas and Kauravas are looking at Ekalavya. ()
4. The people are standing in the garden. ()
5. Ekalavya is cutting his right thumb to give it as gurudakshina. ()

IV. Arrange the following words in alphabetical order.

| | | | | |
|-------------|----------|----------|-----------|----------|
| Dronacharya | Pandavas | Master | Young | Greatest |
| Royal | Kauravas | Arjuna | Favourite | Pleased |
| Teacher | Archery | Ekalavya | World | Tribes |

1. _____
2. _____
3. _____
4. _____
5. _____
6. _____
7. _____
8. _____
9. _____
10. _____
11. _____
12. _____
13. _____
14. _____
15. _____



**STATE COUNCIL OF EDUCATIONAL RESEARCH AND TRAINING
TELANGANA, HYDERABAD**

ACADEMIC YEAR 2020-21

LEVEL - 2

Class : IV

Medium : All Media

Subject : English

UNIT : I

Topic/Concept: Ekalavya

Worksheet No.: 21

Dronacharya was excited and felt proud. But he remembered his promise to Arjuna.

He said, “If you are my student, give me my *Guru Dakshina!*”

“I am ready to give you anything you ask for,” replied Ekalavya.

“Then give me your right thumb,” said Dronacharya.



If Ekalavya cut his right thumb, he could never shoot arrows again. But, he did not hesitate even for a moment. He took an arrow and cut off his right thumb and placed it at his guru’s feet.

(Page No : 8)

I. Choose the correct answer:

1. Dronacharya felt _____ when he saw Ekalavya. ()
A) Unhappy B) angry C) proud
2. Dronacharya remembered his promise to _____. ()
A) Dharmaraja B) Arjuna C) Ekalavya
3. If Ekalavya cut his right thumb, he could never _____ again. ()
A) shoot an arrow B) drink water C) have food
4. Ekalavya shot arrows at the _____ in the forest. ()
A) deer B) dog C) donkey

5. Ekalavya was _____ ()
A) obedient B) humble C) both A and B

II. Answer the following questions:

1. What do mean by Guru Dakshina?

2. What did Dronacharya ask as Guru Dakshina?

3. What happens if Ekalavya cuts his right thumb?

4. Dronacharya felt proud of Ekalavya, but he still asked for Gurudakshina. Why?

5. Why did Ekalavya pay his Guru Dakshina?

III. Imagine that you are Ekalavya. You have paid your Guru Dakshina by giving away your right thumb. Describe your feelings.



**STATE COUNCIL OF EDUCATIONAL RESEARCH AND TRAINING
TELANGANA, HYDERABAD**

ACADEMIC YEAR 2020-21

LEVEL - 2

Class : IV

Medium : All Media

Subject : English

UNIT : I

Topic/Concept: Ekalavya

Worksheet No.: 22

-
- Ekalavya gave gurudakshina to Dronacharya and returned home.
 - Blood was oozing out from his hand.
 - His father saw his hand bleeding and asked Ekalavya about it.
 - Ekalavya replied that he paid dakshina to his Guru

I. Write the possible conversation between Ekalavya and his father .

Father : _____

Ekalavya : _____

Father : _____

Ekalavya : _____

Father : _____

Ekalavya : _____

Father : _____

Ekalavya : _____



**STATE COUNCIL OF EDUCATIONAL RESEARCH AND TRAINING
TELANGANA, HYDERABAD**

ACADEMIC YEAR 2020-21

LEVEL - 2

Class : IV

Medium : All Media

Subject : English

UNIT : I

Topic/Concept: Ekalavya

Worksheet No.: 23

(based on the whole unit)

I. Answer the following questions.

1. Who was Dronacharya?

2. Who was Ekalavya?

3. Who were Pandavas?

4. What was Ekalavya's wish?

5. Why did Dronacharya not accept Ekalavya as his student?

6. Who was Arjuna?

7. What did Ekalavya do, when Dronacharya refused to teach him?

8. What were the qualities of Ekalavya?

9. Why did Dronacharya asked Ekalavya's right thumb as gurudakshina?

II. Rewrite the story of Ekalavya in your own words using the following clues.

1. There was a gurukula.
2. Dronacharya was the royal teacher.
3. Pandavas and Kauravas were taught by Dronacharya.
4. Ekalavya wished to learn the archery.
5. He was the son of the chief of jungle tribes of Nishada.
6. He was rejected by Dronacharya
7. Ekalavya practiced in the forest keeping Dronacharya's clay idol.
8. Ekalavya became the master in archery.
9. Dronacharya asked for gurudakshina.
10. Ekalavya gave his right thumb as gurudakshina.

1. _____
2. _____
3. _____
4. _____
5. _____
6. _____
7. _____
8. _____
9. _____
10. _____



**STATE COUNCIL OF EDUCATIONAL RESEARCH AND TRAINING
TELANGANA, HYDERABAD**

ACADEMIC YEAR 2020-21

LEVEL - 2

Class : IV

Medium : All Media

Subject : English

UNIT : I

Topic/Concept: Ekalavya

Worksheet No.: 24

Dronacharya was the royal teacher of the Pandavas and the Kauravas of Hastinapura. He was the master of archery. Arjuna, one of the Pandavas, was his favourite student. Arjuna worked very hard. Dronacharya was very much pleased with Arjuna and said, “I will make you the greatest archer in the world.”

Ekalavya was a young and active boy. He was the son of the chief of the jungle tribes of Nishada. One day he watched Dronacharya teaching archery to the princes of Hastinapura in *the gurukula*. Ekalavya wished to learn archery. So he met Dronacharya and fell at his feet.

(Page No : 6)

NOUN: A noun is a word that denotes the name of a person, place, thing (living or non living) or an idea.

I. Pick out the naming words from the above passage and write them below.

II. Write the naming words you know:

Person : _____

Place : _____

Animal : _____

Bird : _____

Thing : _____

III. Identify and circle the nouns in the following sentences:

1. Apples are delicious.
2. My brother is riding a bicycle.
3. Adil is eating a banana.
4. Will you peel the potatoes for me?
5. The lion is in the den.
6. The bus stopped suddenly.
7. Birds migrate when it gets cold.
8. The book has a hundred pages.
9. Spiders have eight legs.
10. Our teacher gave us homework.



**STATE COUNCIL OF EDUCATIONAL RESEARCH AND TRAINING
TELANGANA, HYDERABAD**

ACADEMIC YEAR 2020-21

LEVEL - 2

Class : IV

Medium : All Media

Subject : English

UNIT : I

Topic/Concept: Ekalavya

Worksheet No.: 25

Pronoun: A word that is used instead of a noun i.e. a naming word is called a pronoun.

E.g.: he, she, it, you, we, they, her, his, him, etc.

I. Fill in the blanks using suitable pronouns.

1. Dhoni is a cricketer. _____ plays cricket well.
2. Asha is a singer. _____ sings folk songs.
3. I have an ink pen. _____ writes neatly.
4. Mary is a kind girl. _____ likes to help others.
5. Salman is a hard worker. _____ believes in his strength.

II. Underline the nouns and circle the pronouns in the following paragraph and write them in the given blanks.

I am Meenakshi. I am a doctor. I work in a hospital. My husband is a manager in a bank. We live in Hyderabad near tankbund. We have two children. Their names are Bhanu and Priya.

They are studying in Govt. Primary School, Rajbhavan Road. They go to school by bus.

Nouns _____

Pronouns _____

III. Fill in the blanks with the correct pronoun.

1. _____ (It/she) is a little girl.
2. _____ (he/it) has wings and feathers.
3. You and I are the same. _____ both like sweets. (they/we)
4. The dog wagged _____ tail to show how happy he was. (his/him)
5. The plates are still dirty. You need to wash _____ again. (they/them)



**STATE COUNCIL OF EDUCATIONAL RESEARCH AND TRAINING
TELANGANA, HYDERABAD**

ACADEMIC YEAR 2020-21

LEVEL - 2

Class : IV

Medium : All Media

Subject : English

UNIT : I

Topic/Concept: Ekalavya

Worksheet No.: 26

I. Choose the correct pronoun and rewrite the sentence.

1. Madhu is playing with (his/him) sister.

2. May I help (your/you.)

3. Sarita and Girija are friends . (They/Their) go to school daily.

4. I don't know (her/she.)

5. Birbal is known for (him/his) wit.

II. Replace the underlined words with pronouns and rewrite the sentences.

1. Teacher gave a pencil to Bindu. _____

2. The kheer is delicious. _____

3. Preeti is taller than Vani. _____

4. My mother and father bought toys for me. _____

5. Ram is a running champion. _____

III. Read and sing the following song. Replace the underlined words (pronouns) with names of your friends. Write the song again.

Kids Train

He plays a train _____

She plays a whistle _____

They move away _____

Hide and Seek Game

He plays a thief _____

I play a police _____

We play hide and seek _____

King and Queen Game

He plays a king _____

She plays a queen _____

They play a drama _____



**STATE COUNCIL OF EDUCATIONAL RESEARCH AND TRAINING
TELANGANA, HYDERABAD**

ACADEMIC YEAR 2020-21

LEVEL - 2

Class : IV

Medium : All Media

Subject : English

UNIT : I

Topic/Concept: Ekalavya

Worksheet No.: 27

I. Read the following passage.

Each person is intelligent in different ways. Both boys and girls are equally intelligent and capable of doing any task that they want to do. They can sing and dance, talk and play, read and write, draw pictures, solve problems, take care of plants and animals, make friends, think about the truth and falsehood, think about God and power of Nature.

We have read about Ekalavya. He was different from others.

How are your family members different from each other?

Speak about your family members and mention 2 things that they are good at doing (skills and intelligences).

II. Add '-or' or '-er' to fill in the missing letters and read them.

| | |
|----------------|-----------------|
| 1. emper _ _ _ | 1. wint _ _ _ |
| 2. doct _ _ _ | 2. farm _ _ _ |
| 3. mot _ _ _ | 3. rul _ _ _ |
| 4. mirr _ _ _ | 4. strang _ _ _ |
| 5. act _ _ _ | 5. spid _ _ _ |
| 6. raz _ _ _ | 6. steam _ _ _ |
| 7. sail _ _ _ | 7. dang _ _ _ |
| 8. tail _ _ _ | 8. winn _ _ _ |



**STATE COUNCIL OF EDUCATIONAL RESEARCH AND TRAINING
TELANGANA, HYDERABAD**

ACADEMIC YEAR 2020-21

LEVEL - 2

Class : IV

Medium : All Media

Subject : English

UNIT : I

Topic/Concept: Ekalavya

Worksheet No.: 28

Look at the following pictures.



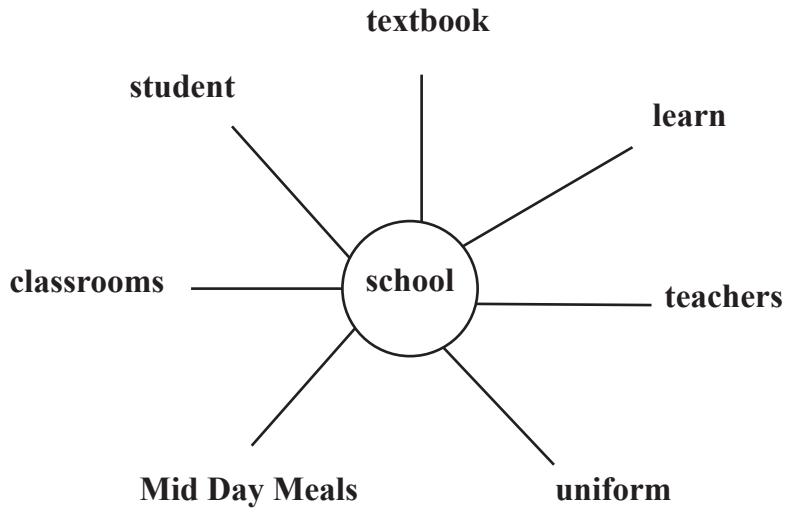
(Page No : 15)

I. List out the words from the above pictures. Few are given for you

boy

book

II. Frame simple sentences from the following web. One is done for you.



1. There are five classrooms in our school.

2. _____

3. _____

4. _____

5. _____

6. _____



**STATE COUNCIL OF EDUCATIONAL RESEARCH AND TRAINING
TELANGANA, HYDERABAD**

ACADEMIC YEAR 2020-21

LEVEL - 2

Class : IV

Medium : All Media

Subject : English

UNIT : I

Topic/Concept: Ekalavya

Worksheet No.: 29

Look at the following pictures.

Reading stories is so much fun
Our English book has plenty of them
My friend likes mathematics
Not just problems but also tricks



My brother is fond of drawing
Birds singing and rivers flowing
My sister always plays with clay
Makes pots and toys to play

(Page No : 15)

I. Choose the correct answer.

1. Reading stories is so much _____ ()
A) fond B) play C) fun
2. English book has many _____ ()
A) stories B) diagrams C) pictures

3. My friend likes _____ ()
 A) English B) Mathematics C) Environmental studies
4. My brother is fond of _____ ()
 A) English B) mathematics C) drawings
5. My sister always plays with _____ ()
 A) clay B) papers C) dust

II. Match the phrases to form a complete sentence. Rewrite the sentences correctly.

- | A | B |
|------------------------|-----------------------|
| 1. Reading stories () | a. plays tricks |
| 2. My friend () | b. plenty in our book |
| 3. My brother () | c. makes pots |
| 4. My sister () | d. singing |
| 5. Birds () | e. drawing |
| 1. _____ | |
| 2. _____ | |
| 3. _____ | |
| 4. _____ | |
| 5. _____ | |

III. Match the word with its meaning.

- | A | | B | |
|------------|-----|------------------------|--|
| 1. make | () | a. large | |
| 2. plenty | () | b. clever way of doing | |
| 3. trick | () | c. move | |
| 4. fond | () | d. create | |
| 5. flowing | () | e. loving | |

IV. Rewrite the given sentences using capital letter, full stop (.), comma (,) and question mark (?).

1. birds singing and rivers flowing
2. my friend likes mathematics



**STATE COUNCIL OF EDUCATIONAL RESEARCH AND TRAINING
TELANGANA, HYDERABAD**

ACADEMIC YEAR 2020-21

LEVEL - 2

Class : IV

Medium : All Media

Subject : English

UNIT : I

Topic/Concept: Ekalavya

Worksheet No.: 30

My cousin plucks leaves and flowers
Presses them between books and papers
Many to do, not just one
In our school learning is fun



(Page No : 15)

I. Fill in the blanks using the following words

| | | | | | |
|---------|--------|-------|--------|------|-----|
| flowers | leaves | books | papers | clay | fun |
|---------|--------|-------|--------|------|-----|

1. My cousin presses _____ and _____
2. My friend plucks _____
3. In our school learning is _____
4. She presses the leaves between _____ and _____
5. Playing with _____ and making toys.

II. Match the following to complete the sentences.

| A | | B | |
|---------------------|-----|--------------|--|
| 1. Roja plucks | () | a. fun | |
| 2. David makes | () | b. drawings. | |
| 3. Ramu plays with | () | c. flowers | |
| 4. Learning is | () | d. toys. | |
| 5. Imran is fond of | () | e. pots. | |

III. Rewrite the given sentences using capital letter, full stop(.), comma (,) and question mark (?).

1. learning is fun with my teachers
2. ravi plucks leaves and flowers.



**STATE COUNCIL OF EDUCATIONAL RESEARCH AND TRAINING
TELANGANA, HYDERABAD**

ACADEMIC YEAR 2020-21

LEVEL - 2

Class : IV

Medium : All Media

Subject : English

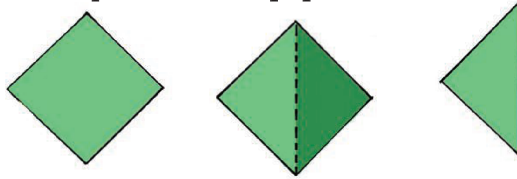
UNIT : I

Topic/Concept: Ekalavya

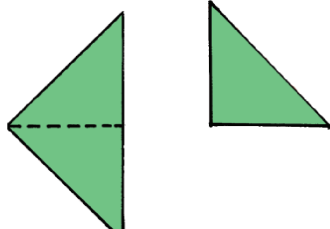
Worksheet No.: 31

(Page No : 16, 17 &18)

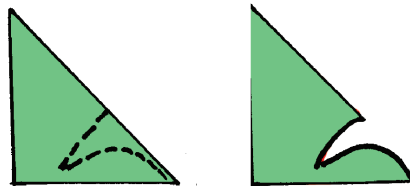
1. Take a square sheet of paper and fold it in half as shown below:



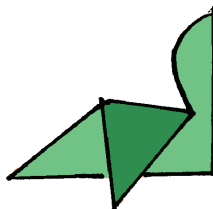
2. Fold the paper again upwards:



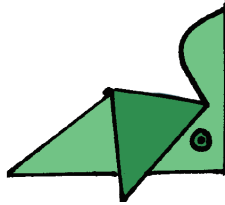
3. Cut the paper as shown below:



4. Fold the flaps downwards as shown in the picture:



5. Draw its eyes on both sides and expand the pockets to show its ears:



II. Now, write how you have made the paper rabbit.

I took a square sheet of paper.

III. Write what other things you can make with paper.



**STATE COUNCIL OF EDUCATIONAL RESEARCH AND TRAINING
TELANGANA, HYDERABAD**

ACADEMIC YEAR 2020-21

LEVEL - 2

Class : IV

Medium : All Media

Subject : English

UNIT : I

Topic/Concept: Ekalavya

Worksheet No.: 32

Read the following story:

As you have read in the story of Ekalavya, Arjuna was Dronacharya's favourite student. Here is the story in which Dronacharya decided to prove why Arjuna was special to him.

One day Dronacharya set up a target in the shape of a bird on a tree and asked his students to shoot at it. First, Duryodhana came forward. "What do you see?" asked Dronacharya. He answered "I can see the bird, the leaves, the tree...". Dronacharya ordered him to put the bow down and go back to his place. Next was Dharma Raja. But the answers were the same. Some others added that they could see their teacher, their brothers etc,. All were asked to go back. Finally, Arjuna was asked to take the aim. When Arjuna picked up his bow, set the arrow and drew the string, his Guru asked "What do you see?" Arjuna replied "The eye of the bird." "Can you see the tree?" asked Dronacharya. Arjuna answered "No, only the eye of the bird." Dronacharya asked if he could see branches, leaves, brothers, cousins, teacher etc. Arjuna answered that could he see only the bird's eye and nothing else. Dronacharya smiled because he had been proven right. Everyone else had set their eyes on everything but Arjuna had set his eyes on his goal only.

I. Choose the correct answers.

1. Dronacharya's favourite student was _____ ()
A) Ekalavya B) Duryodhana C) Arjuna
2. The target was set in the shape of a _____ ()
A) tree B) bird C) leaf

3. _____ was given the first opportunity to shoot. ()
A) Arjuna B) Dharma Raja C) Duryodhana
4. Arjuna aimed at _____ ()
A) tree B) bird C) brothers
5. We should set our eyes on _____ ()
A) everything B) goal C) nothing

II. Answer the following questions.

1. What did Dronacharya want to prove?

2. What was the target?

3. Who was the first one to come forward?

4. What could Duryodhana see?

5. Why did Dronacharya ask Duryodhana to go back ?

6. Who was called next?

7. Was Dharma Raja given a chance to shoot? Why?

8. How were the answers of other students different from Duryodhana?

9. What was Arjuna's answer?

10. How did Dronacharya test Arjuna?

11. Why did Dronacharya test Arjuna?

12. What things do you want to focus upon?



State Council of Educational Research & Training
Telangana, Hyderabad