



Worksheets for Primary Stage

Level - 1 & 2

2nd Class - ENGLISH



ENGLISH WORKSHEETS

CLASS II

LEVEL-1

1) Readiness Programme

&

LEVEL-2

2) Academic Year 2020-21

UNIT - I : At The Zoo

UNIT - II : Where are you Sweety?



**STATE COUNCIL OF EDUCATIONAL RESEARCH & TRAINING,
TELANGANA, HYDERABAD.**

Acknowledgement

The State Council of Educational Research and Training, Telangana extends its gratitude to Smt. P. Sabitha Indrareddy, Hon'ble Minister of Education, Smt. Chitra Ramachandran, Spl. Chief Secretary to Education, Ms. A. Sridevasena, Director of School Education for their inspiration and guidance in the development of **Worksheets** for all subjects for Classes II to X to reach out to the children during the lockdown.

Further, SCERT, Telangana expresses heartfelt thanks to Subject Experts, Editorial Team and DTP operators for their commendable work in designing the worksheets using online platforms and social media groups for discussions while developing the material.

August, 2020
Hyderabad.

B. Seshu Kumari
Director, SCERT

DEVELOPMENT TEAM

Chairperson:

Smt. B. Seshu Kumari, Director, SCERT, Telangana, Hyderabad.

Subject In-charge

Smt. V. Neeraja GPS St. Peter's Kachiguda Hyderabad.

Members:

R. Usha, Govt. City Model Primary School, Chaderghat, Charminar, Hyderabad.

T. Asha Jyothi, Govt. City Model Primary School, Chaderghat, Charminar, Hyderabad.

C. Sushma, Govt. City Model Primary School, Chaderghat, Charminar, Hyderabad.

M. Karthik, GPSCPL Amberpet, Amberpet (MDL), Hyderabad.

T. Balakrishna, Govt. City Model Primary School, Chaderghat, Charminar, Hyderabad.

P. Mounica, Govt. Model Primary School, Chaderghat, Charminar, Hyderabad.

Coordinators :

Tahaseen Sultana, Professor & Head, C&T D, Department, SCERT, TS.

J. Krishna Nagamani, SCERT, TS, Hyderabad.

Editors:

V. Neeraja GPS St. Peter's Kachiguda Hyderabad.

Technical Support :

P. Prathima, SCERT, TS, Hyderabad.

K. Lalitha, SCERT, TS, Hyderabad.

ENGLISH - CLASS II

(Class II Basics)

Level 1

INDEX

	<i>content</i>	<i>Language component</i>	<i>pages</i>
1.	Family	Reading Comprehension, Vocabulary	1-2
2.	Family	Conventions writing, Reading Comprehension, vocabulary	3-4
3.	Family	Convention of writing, reading comp, vocabulary	5-6
4.	Vehicles	Vocabulary, Reading comp	7-8
5.	Vehicles	Conventions writing, Reading comprehension, vocabulary	9-10
6.	Vehicles	Conventions of writing, Reading comprehension, vocabulary	11-12
7.	Things at school	Conventions of writing, Reading comprehension, vocabulary	13-14
8.	Things at school	Vocabulary , Reading comp,	15-16
9.	Things at school	Conventions of writing, Reading comprehension, Vocabulary	17-18
10.	Things at school	Vocabulary , Reading comp	19-20
11.	Things I do	Vocabulary, Reading comprehension	21-22
12.	Things I do	Reading Comprehension , Vocabulary, conventions of writing	23-24
13.	Animals and Birds	Reading Comprehension, Vocabulary	25-26
14.	Animals and Birds	Reading Comprehension, Vocabulary, conventions of writing	27-28
15.	Animals and Birds	Reading comprehension, Vocabulary	29-30
16.	Fruits and Vegetables	Reading Comprehension, vocabulary conventions of writing	31-32
17.	Fruits and Vegetables	Reading Comprehension, vocabulary, conventions of writing	33-34
18.	Fruits and Vegetables	Reading Comprehension, vocabulary, conventions of writing	35-37

ENGLISH - Class II
Academic Year 2020-21 (Level- II)

INDEX

<i>Sl. No.</i>	<i>Name of the Unit</i>	<i>Language Comp</i>	<i>Page no.</i>
1.	At The Zoo	1. Picture comprehension 2. Picture comprehension 3. Passage comprehension 4. Picture comprehension 5. Picture comprehension 6. Passage Comprehension 7. Picture comprehension 8. Picture comprehension 9. Picture comprehension 10. Beyond the textbook passage comprehension 11. Beyond the textbook picture comprehension 12. adding lines to the poem/song	1-4 5 6-7 8-9 10-13 14-17 18 19-22 23-24 25-27 28-40 41-47
2.	Where are you Sweety?	13. Picture comprehension 14. Picture comprehension 15. Passage comprehension 16. Picture comprehension 17. Picture comprehension 18. Picture comprehension 19. Beyond the textbook passage comprehension 20. Beyond the textbook passage comprehension	48-51 52-53 54-55 56-57 58-61 62-73 74-87 88-91

☆ Language components : Reading Comprehension, Vocabulary, Grammar are included in all the worksheets .Conventions of Writing are covered as per the need



STATE COUNCIL OF EDUCATIONAL RESEARCH AND TRAINING
TELANGANA, HYDERABAD.

READINESS PROGRAMME LEVEL - I

Class : II

Medium : All Media

Subject : English

Topic / Concept : Family

Worksheet No : 1

I. Read the words and write who are there in your family.

mother, father, brother, sister, grandfather, grandmother



II. Fill in the blanks.

1. My name is _____.
2. I am _____ years old.
3. My mother's name is _____.
4. I have a little _____.
5. My father's name is _____.

III. State True or False.

1. Mother and father are our parents ()
2. Father's father is our grandfather ()
3. My brother is the head of our family. ()
4. My father's mother is my aunt. ()
5. I live alone in the house. ()

IV. Match the word with their face.

Set-A

1. father



2. mother

3. brother

4. sister

5. grandfather

Set-B



V. Colour the given picture.





**STATE COUNCIL OF EDUCATIONAL RESEARCH AND TRAINING
TELANGANA, HYDERABAD.**

READINESS PROGRAMME LEVEL - I

Class : II

Medium : All Media

Subject : English

Topic / Concept : Family

Worksheet No : 2

I. Write the missing letters.

1. pare__ts
2. m__ther
3. broth__r
4. f__ther
5. sist__r

II. Match the following by drawing lines.

Set-A

Set-B

1.



aunt

2.



uncle

3.



cousin

4.



grand father

5.



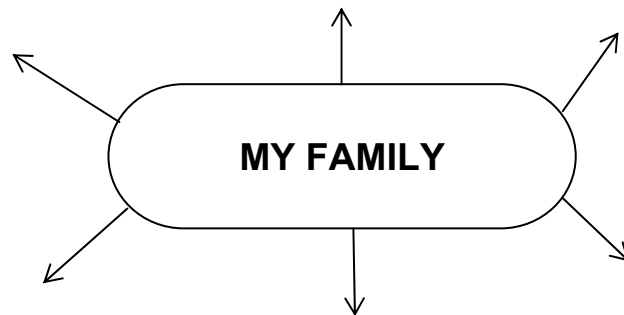
grand mother

III. Write True or False.

1. My family is a small family. ()
2. I love my family. ()
3. I call my mother – AMMA. ()
4. I call my father – NANNA. ()
5. I like animals. ()

IV. Read the words and write who are there in your family.

mother, father, brother, sister, grandfather, grandmother



V. Colour the given picture.





**STATE COUNCIL OF EDUCATIONAL RESEARCH AND TRAINING
TELANGANA, HYDERABAD.**

READINESS PROGRAMME LEVEL - I

Class : II

Medium : All Media

Subject : English

Topic / Concept : Family

Worksheet No : 3

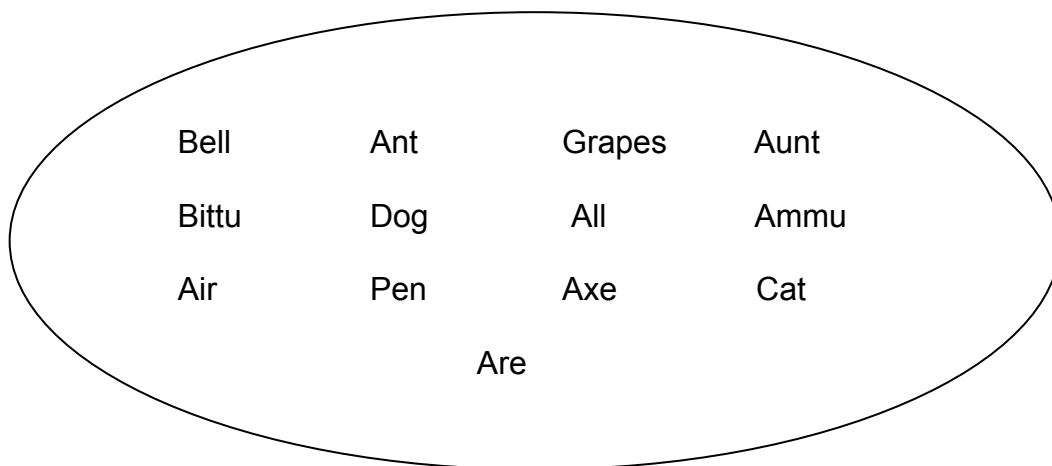
I. Fill in the blanks with the correct words.

1. _____ is the head of our family. (mother/father)
2. _____ cooks for me. (mother/father)
3. I play with my _____ . (brother/teacher)
4. My _____ tells me stories. (grandmother/pet)
5. I _____ my family (love/don't love)




II. Write the missing letters.

1. gra_dfat_er
2. gr_ndmot_er
3. a_nt
4. unc_e
5. cou_in


III. Circle the words that start with the letter "A".



IV. Put the (✓) for the pictures related to family.



V. Colour the picture.





**STATE COUNCIL OF EDUCATIONAL RESEARCH AND TRAINING
TELANGANA, HYDERABAD.**

READINESS PROGRAMME LEVEL - I

Class : II











Medium : All Media

Subject : English



Topic / Concept : Vehicles

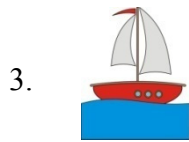
Worksheet No : 4

I. Match the following picture with their mode of transport:

1.		
2.		
3.		
4.		
5.		

II. Identify the mode of transport. ✓ and colour the correct box:

1.				
		land transport	water transport	air transport
2.				
		land transport	water transport	air transport



land transport	water transport	air transport
----------------	-----------------	---------------




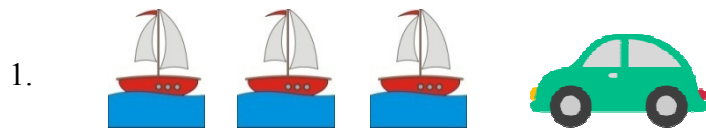


land transport	water transport	air transport
----------------	-----------------	---------------




land transport	water transport	air transport
----------------	-----------------	---------------

III. Circle the different one:



IV. Draw the picture given below and colour it:





STATE COUNCIL OF EDUCATIONAL RESEARCH AND TRAINING
TELANGANA, HYDERABAD.

READINESS PROGRAMME LEVEL - I

Class : II

Medium : All Media

Subject : English

Topic / Concept : Vehicles

Worksheet No : 5

I. Match the person with their vehicle:


1.



2.




3.



4.



5.



II. Identify the picture and fill the missing letters:




j _ _ p



tr _ _ k



ae _ o p _ a _ e



b _ _ t



c _ _ c l e

III. Circle the different one:

- | | | | |
|-----------------|--------------|--------------|-------|
| 1. boat | boat | aeroplane | boat |
| 2. scooter | scooter | scooter | ship |
| 3. bus | car | bus | bus |
| 4. bullock cart | bullock cart | bullock cart | truck |
| 5. helicopter | jeep | jeep | jeep |

IV. Draw a vehicle you like the most and name it:



STATE COUNCIL OF EDUCATIONAL RESEARCH AND TRAINING
TELANGANA, HYDERABAD.

READINESS PROGRAMME LEVEL - I

Class : II

Medium : All Media

Subject : English

Topic / Concept : Vehicles

Worksheet No : 6


I. Look at the pictures. ✓ and colour the correct word:

1.



jepe	jeep	jeap
------	------	------

2.



boat	boot	baot
------	------	------

3.



cicle	cyle	cycle
-------	------	-------

4.



shep	ship	sheep
------	------	-------

5.



lorry	lorre	lerry
-------	-------	-------

II. Name the vehicles that begin with the letter given below.

1. t _____ 2. b _____ 3. b _____
4. l _____ 5. c _____ 6. a _____

III. A. Name any two 2 wheeler vehicles

1. _____ 2. _____

B. Name any two 4 wheeler vehicles


1. _____ 2. _____

IV. Fill in the blanks with the correct words

go	stop	wait
----	------	------

1. The red light says to _____
2. The yellow light says to _____
3. The green light says to _____

V. Draw and colour the traffic light.



VI. Match the capital letters with their small letters by drawing lines.

- | | |
|----------|----------|
| S | t |
| H | s |
| T | h |
| R | l |
| K | r |
| L | k |



**STATE COUNCIL OF EDUCATIONAL RESEARCH AND TRAINING
TELANGANA, HYDERABAD.**

READINESS PROGRAMME LEVEL - I

Class : II

Medium : All Media

Subject : English

Topic / Concept : Things at School

Worksheet No : 7

I. Match the picture with correct word

1.



running

2.



reading

3.



playing

4.



teaching

5.





writing


II. Write the name of the picture using helping words

[moon, mat, mango, monkey, milk]

1.  _____

2.  _____

3.  _____

4.  _____

5.  _____

III. Write the missing letters

1. m a n _ o

2. mo _ n

3. m _ t

4. m i _ k

5. wr _ te



STATE COUNCIL OF EDUCATIONAL RESEARCH AND TRAINING
TELANGANA, HYDERABAD.

READINESS PROGRAMME LEVEL - I

Class : II

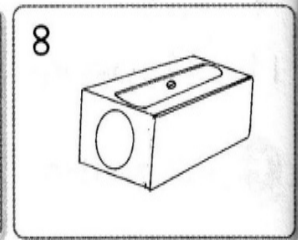
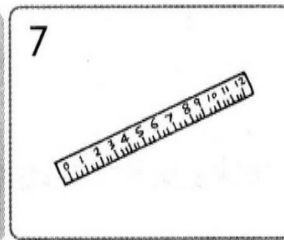

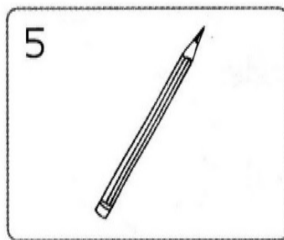

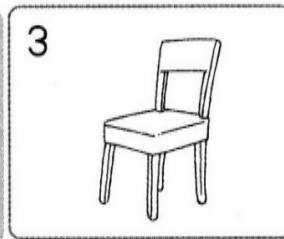
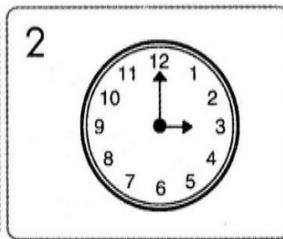
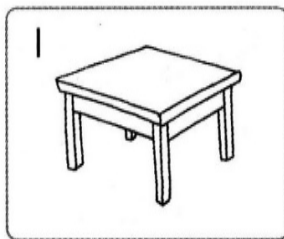
Medium : All Media

Subject : English

Topic / Concept : Things at School

Worksheet No : 8

I. See the picture and write its number in the circle



clock



pencil



ruler



bag



book



chair



sharpener



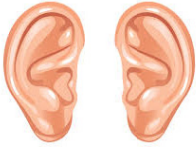
table



II. Match the following



eating



smell



walking



listening



seeing

III. Circle the odd one out

- | | | | |
|-----------|-------|--------|--------|
| 1. book | book | bed | book |
| 2. scale | snake | scale | scale |
| 3. pen | pen | pet | pen |
| 4. bag | bat | bag | bag |
| 5. shoes | shoes | shoes | short |
| 6. pencil | paint | pencil | pencil |

IV. Draw the picture of man and colour it.



STATE COUNCIL OF EDUCATIONAL RESEARCH AND TRAINING
TELANGANA, HYDERABAD.

READINESS PROGRAMME LEVEL - I

Class : II

Medium : All Media

Subject : English

Topic / Concept : Things at School

Worksheet No : 9


I. Match the following picture with correct word

1.



ball

2.



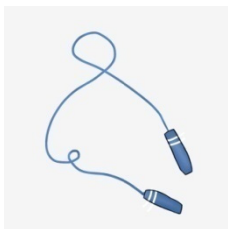
pen

3.



book

4.



bat

5.



skipping rope

II. Name the picture using helping words

[net, nine, nose, neck, eyes]

1.  -----

2.  -----

3.  -----

4.  -----

5.  -----

III. Write the missing letters

1. n__t

2. n__se

3. nu__se

4. n__ck

5. ne__t

IV. Draw the picture of a bat, ball and colour it.



STATE COUNCIL OF EDUCATIONAL RESEARCH AND TRAINING
TELANGANA, HYDERABAD.

READINESS PROGRAMME LEVEL - I

Class : II


Medium : All Media

Subject : English

Topic / Concept : Things at School


Worksheet No : 10

I. Circle the things you see in school



II. Match the pictures with their pairs

Set A



Set B



III. Match the following

- | | | |
|----|---|----------|
| 1. |  | book |
| 2. |  | bag |
| 3. |  | bottle |
| 4. |  | squirrel |

IV. Circle the things you carry to school



V. Put (√) for the things you do in school





STATE COUNCIL OF EDUCATIONAL RESEARCH AND TRAINING
TELANGANA, HYDERABAD.

READINESS PROGRAMME LEVEL - I

Class : II

Medium : All Media

Subject : English

Topic / Concept : Things I Do

Worksheet No : 11

I. Fill in the blanks with the suitable words given below:

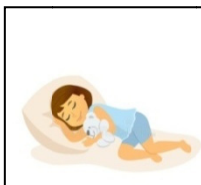
[eating, morning, playing, sleeping, night]

1. She is _____ on the bed.
2. I wake up in the _____.
3. He loves _____ with friends.
4. We can see stars in the _____.
5. Wash your hands before _____.

II. Tick (✓) the things we should do and cross(X) the things we should not do.



III. Name the given activities in the order we do.



Sleeping



reading



brushing



eating



waking up

IV. Identify the picture and name the activity.
(playing running sleeping bathing drinking)













STATE COUNCIL OF EDUCATIONAL RESEARCH AND TRAINING
TELANGANA, HYDERABAD.

READINESS PROGRAMME LEVEL - I

Class : II

Medium : All Media

Subject : English

Topic / Concept : Things I Do

Worksheet No : 12

I. Fill in the blanks with the suitable words given below



[reading, eat, brush, sleep, learn]

1. I _____ in the night.
2. We should _____ healthy food.
3. Rama is _____ a book.
4. We should _____ our teeth.
5. I go to school to _____.

II. Put the ✓ for the correct word

1.  : eating, reading, drinking.
2.  : walking, dancing, cooking.
3.  : sleeping, playing, writing.
4.  : walking, jumping, running.
5.  : flying, eating, clapping.

III. Put (√) mark for good habits



IV. Identify the given words from the box [run, fan, gun, egg, eat]

e	a	t	u	x
h	a	r	s	f
r	g	u	n	a
a	m	n	b	n
e	g	g	u	w

V. If you are a boy colour the picture of boy. If you are girl colour the picture of girl.





STATE COUNCIL OF EDUCATIONAL RESEARCH AND TRAINING
TELANGANA, HYDERABAD.

READINESS PROGRAMME LEVEL - I

Class : II



Medium : All Media

Subject : English

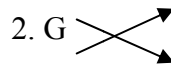
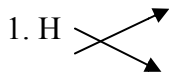
Topic / Concept : Animals and Birds

Worksheet No : 13

I. Write the first letter of the given picture.



II. Write the animal or bird name for the letter given below




III. Circle the one which you can see at your home.

- | | | |
|-------------|-------|--------|
| 1. lion | deer | dog |
| 2. giraffe | cow | zebra |
| 3. cat | tiger | fox |
| 4. elephant | hippo | goat |
| 5. hippo | lion | rabbit |


IV. Match the picture with their name.



crane



sheep



parrot



sparrow



lion

V. Color the given picture:





STATE COUNCIL OF EDUCATIONAL RESEARCH AND TRAINING
TELANGANA, HYDERABAD.

READINESS PROGRAMME LEVEL - I

Class : II

Medium : All Media

Subject : English

Topic / Concept : Animals and Birds

Worksheet No : 14

I. Fill the missing letters related to picture.


1. m__n k__y



2. l__ _ n




3. d__c k



4. cr__ne



5. el__ph__ _ t



II. Who am I?

1. I have a long trunk, who am I? _____ [giraffe/ elephant]
2. They call me king of forest, who am I? _____ [lion/ rabbit]
3. I love to play in water, who am I? _____ [duck/ owl]
4. I have a long neck, who am I? _____ [goat/ giraffe]
5. I have red beak and I am your favorite too, who am I? _____ [parrot/ crow]

III. Fill in the blank with suitable word given below.

[lion, zebra, peacock, elephant]

1. _____ has black and white lines on its body
2. _____ is a fat animal
3. _____ is a colorful bird
4. _____ is king of zoo.
5. _____ is my favorite bird.

IV. Match the animal with their sound.

- | | |
|-----------|-------------------|
| 1. dog | moo....oo |
| 2. cow | "bow, bow" |
| 3. birds | "meow" |
| 4. cat | sings |
| 5. donkey | braying (hee-haw) |

V. Draw the picture of an animal or a bird and colour it.



**STATE COUNCIL OF EDUCATIONAL RESEARCH AND TRAINING
TELANGANA, HYDERABAD.**

READINESS PROGRAMME LEVEL - I

Class : II

Medium : All Media

Subject : English

Topic / Concept : Animals and Birds

Worksheet No : 15

I. My favorite animal.

1. Have you ever been to zoo? _____
2. What is your favourite animal? _____
3. What colour is it? _____
4. What sound does it make? _____
5. What does it eat? _____


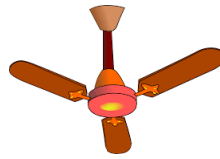
II. Circle the odd one out.

1. dog, parrot, zebra
2. crow, buffalo, hippo
3. elephant, goat, duck
4. sheep, peacock, dog
5. owl, giraffe, lion

III. Match the animal with their food.

- | | |
|-------------|-------------|
| 1. parrot | sugar cane |
| 2. lion | guava |
| 3. goat | carrot |
| 4. rabbit | green grass |
| 5. elephant | flesh |

IV. Circle the pictures that start with U or V.



V. Draw and color the picture of elephant.



**STATE COUNCIL OF EDUCATIONAL RESEARCH AND TRAINING
TELANGANA, HYDERABAD.**

READINESS PROGRAMME LEVEL - I

Class : II

Medium : All Media

Subject : English

Topic / Concept : Fruits and Vegetables

Worksheet No : 16

I. Match the following.

1.




cherry

2.



pineapple

3.



pumpkin

4.




potato

5.



carrot

II. Tick the fruits that are red.



III. Find out the given words in the box and circle them.

{ MANGO, CARROT, PAPAYA, POTATO, BEANS }

P	A	P	A	Y	A	V
H	P	L	F	D	w	x
I	P	O	T	A	T	O
Q	L	Q	Z	X	B	N
B	E	A	N	S	J	I
T	J	M	A	N	G	O
C	A	R	R	O	T	N

IV. Who am I?

1. I am a vegetable. People cry when they cut me. _____
2. I am a yellow and long fruit. Monkeys like me. _____

V. Draw any red coloured fruit.



**STATE COUNCIL OF EDUCATIONAL RESEARCH AND TRAINING
TELANGANA, HYDERABAD.**

READINESS PROGRAMME LEVEL - I

Class : II

Medium : All Media

Subject : English

Topic / Concept : Fruits and Vegetables

Worksheet No : 17

I. Match the following.

1.



cherry

2.



pomegranate

3.



cabbage

4.



bittergourd

5.



ladyfinger

II. Circle the vegetables



III. Draw any green color vegetable.

IV. Write small letters from 'a' to 'z'.

Four sets of handwriting practice lines. Each set consists of a top red line, a middle blue line, and a bottom red line, providing a guide for letter height and placement.



STATE COUNCIL OF EDUCATIONAL RESEARCH AND TRAINING
TELANGANA, HYDERABAD.

READINESS PROGRAMME LEVEL - I

Class : II


Medium : All Media

Subject : English

Topic / Concept : Fruits and Vegetables

Worksheet No : 18

I. Cross the odd one out




II. Write (F) for fruits and (V) for vegetables

- | | | |
|-----------------|----------------------|-------------------|
| 1. cucumber () | 2. custard apple () | 3. carrot () |
| 4. onion () | 5. pineapple () | 6. strawberry () |
| 7. cabbage () | 8. pomegranate () | 9. beans () |

III. Write the starting letter of the picture.



___ ittergourd



___ omato



___ ucumber

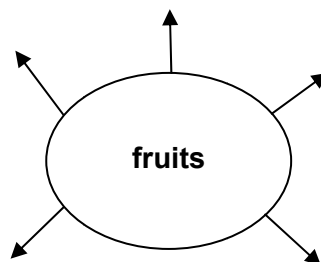


___ omegranate



___ rapes

IV. Write names of any 5 fruits.



V. Write capital letters from 'A' to 'Z'.

LEVEL – 2
Academic Year 2020-21
UNIT- I : At The Zoo
UNIT-II : Where are you Sweety?

English Level II Worksheets

Class : II



Sl. No.	Name of the Unit	Language Comp	Page no.
1.	At The Zoo	1. Picture comprehension 2. Picture comprehension 3. Passage comprehension 4. Picture comprehension 5. Picture comprehension 6. Passage Comprehension 7. Picture comprehension 8. Picture comprehension 9. Picture comprehension 10. Beyond the textbook passage comprehension 11. Beyond the textbook picture comprehension 12. adding lines to the poem/song	1-4 5 6-7 8-9 10-13 14-17 18 19-22 23-24 25-27 28-40 41-47
2.	Where are you Sweety?	13. Picture comprehension 14. Picture comprehension 15. Passage comprehension 16. Picture comprehension 17. Picture comprehension 18. Picture comprehension 19. Beyond the textbook passage comprehension 20. Beyond the textbook passage comprehension	48-51 52-53 54-55 56-57 58-61 62-73 74-87 88-91

☆Language components: Reading Comprehension, Vocabulary, Grammar are included in all the worksheets .Conventions of Writing are covered as per the need.



**STATE COUNCIL OF EDUCATIONAL RESEARCH AND TRAINING
TELANGANA, HYDERABAD.**

ACADEMIC YEAR 2020-21

Class : II

Medium : All Media

Subject : English

Unit: I

Topic / Concept : At the Zoo

Worksheet No : 1



I. Circle the animals you see in the picture.

dog

cow

monkey

lion

zebra

horse

goat

snake

tiger

giraffe

frog

elephant

cat

II. Fill in the blanks with suitable words.

1. The place we see in the picture is a _____. (school/zoo)
2. The children are _____. (happy/sad)
3. The train makes _____ sound. (chukchuk/pompom)
4. We see a lion in the _____. (house/zoo)
5. A _____ has a long neck. (giraffe/monkey)

III. Write any 10 words from the picture.

- | | |
|----------|-----------|
| 1. _____ | 6. _____ |
| 2. _____ | 7. _____ |
| 3. _____ | 8. _____ |
| 4. _____ | 9. _____ |
| 5. _____ | 10. _____ |



**STATE COUNCIL OF EDUCATIONAL RESEARCH AND TRAINING
TELANGANA, HYDERABAD.**

ACADEMIC YEAR 2020-21

Class : II

Medium : All Media

Subject : English

Unit: I

Topic / Concept : At the Zoo

Worksheet No : 2



I. Fill in the blanks choosing the correct word from the brackets.

1. The children are _____ in the picture. (sad/happy)
2. There are _____ balloons in the picture. (colourful/ white)
3. The children are in the _____. (zoo/school)
4. A _____ is standing between the cat and the dog. (girl/boy)
5. The zoo is full of _____. (animals/water)

II. Fill the missing letters.

1. g ____ rl



2. t ____ a ____ n



3. t ____ e ____



4. b ____ y



5. s ____ a ____ e



III. Circle the correct spelling.

1. dog bog

2. leon lion

3. cat kat

4. boy bey

5. zoo zoa

IV. Look at the above picture and answer the following.

1. What animals do you see in the picture?

2. Where are the children going?

3. Why are the children looking happy?

4. What is the name of the vehicle in the picture?

5. Do you like to go to zoo? Why?



**STATE COUNCIL OF EDUCATIONAL RESEARCH AND TRAINING
TELANGANA, HYDERABAD.**

ACADEMIC YEAR 2020-21

Class : II

Medium : All Media

Subject : English

Unit: I

Topic / Concept : At the Zoo

Worksheet No : 3

Abhi got up early. He is getting ready for a picnic to the zoo.

“Amma! Where is my blue shirt?” Abhi asked his mother.

“It’s there in the almirah,” mother said.

“Amma, where is my water bottle,” asked Abhi.

“It’s there on the dining table,” said the mother.

“Oh! It is not there, Amma!”

“Look in the kitchen.”

“Oh! It is not there... please help me, Amma!”

Abhi and his mother found it under the table.

I. Fill in the blanks choosing the correct word from the brackets.

1. Abhi got up _____. (late/early)
2. He is going for a _____. (picnic/walk)
3. The colour of the shirt is _____. (black/blue)
4. Abhi asked his _____ to help him (mother/father)
5. The water bottle is _____.
(on the table/under the table)

II. Match the following

- | | | |
|-----------------|--------|--------------------|
| 1. Abhi | () | a) zoo |
| 2. blue shirt | () | b) got up early |
| 3. picnic | () | c) under the table |
| 4. water bottle | () | d) helped him |
| 5. mother | () | e) almirah |

III. Tick (✓) whether the following sentences are True or False.

- | | |
|--|--------------|
| 1. Abhi is getting ready for school. | (True/False) |
| 2. Abhi is searching for blue shirt. | (True/False) |
| 3. The blue shirt is in the kitchen. | (True/False) |
| 4. He searched for the water bottle in the garden. | (True/False) |
| 5. Abhi and his mother found the water bottle under the table. | (True/False) |



**STATE COUNCIL OF EDUCATIONAL RESEARCH AND TRAINING
TELANGANA, HYDERABAD.**

ACADEMIC YEAR 2020-21

Class : II

Medium : All Media

Subject : English

Unit: I

Topic / Concept : At the Zoo

Worksheet No : 4

Now, Abhi is ready to go.

Just then his pet kitten Sweety jumped on him. “Hi Sweety, I’m going to the zoo”. “We’ll play in the evening” said Abhi.

Abhi walked out.

The mother also walked out with Abhi to see him off.

“Ok, take care!” said the mother.

“Thank you, Amma! Oh, my God! It’s getting late. Bye, Amma!”

Abhi was running fast.

I. Choose the correct word.

1. Abhi is ready to go to ()

A) garden B) zoo C) school

2. Abhi's pet is a ()

A) puppy B) parrot C) kitten

3. The name of the kitten is ()

A) Bittu B) Sweety C) Ammu

4. Abhi will play with his pet in the ()

A) morning B) afternoon C) evening

5. walked out with Abhi to see him off.. ()

A) Mother B) Brother C) Father

II. Circle the things you like to carry with you while going to a picnic.



III. Fill the missing letters.

1. m ____ th ____ r

2. k ____ t ____ en

3. Sw ____ et ____

4. Ab ____ i

5. ev ____ n ____ ng



**STATE COUNCIL OF EDUCATIONAL RESEARCH AND TRAINING
TELANGANA, HYDERABAD.**

ACADEMIC YEAR 2020-21

Class : II

Medium : All Media

Subject : English

Unit: I

Topic / Concept : At the Zoo

Worksheet No : 5



I. Circle the things you see in the picture.

van school bag class ground

teacher bat bus stop tree jeep

boy grass house market children

II. Choose the correct word.

1. The boy is _____ on the road. ()
A) walking B) running C) jumping
2. The van is going to _____. ()
A) temple B) zoo C) market
3. The boy is holding _____ in his hand. ()
A) book B) bat C) brush
4. Children sat in the _____. ()
A) car B) jeep C) van
5. The boy wore _____. ()
A) shoes B) slippers C) sandals

III. Tick (✓) the correct spelling.

1. van ven
2. boy doy
3. bag bage
4. hout hut
5. bat batt



**STATE COUNCIL OF EDUCATIONAL RESEARCH AND TRAINING
TELANGANA, HYDERABAD.**

ACADEMIC YEAR 2020-21

Class : II

Medium : All Media

Subject : English

Unit: I

Topic / Concept : At the Zoo

Worksheet No : 6



I. Look at the picture and answer the questions.

1. What do you see in the picture?

2. Why is the boy running?

3. Where is Abhi going?

4. What is he saying?

5. Why is he asking them to stop?

6. Where is the bus going?

II. Put (✓) for yes or no

1. The boy is going to the zoo. [yes/no]

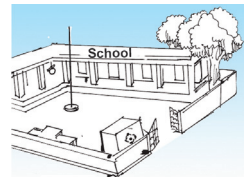
2. The boy is shouting "stop!". [yes/no]

3. He is carrying a cat with him. [yes/no]

4. The children are going to the school. [yes/no]

III. Add the letters and write the word:

1. s+c+h+o+o+l = _____



2. b+u+s = _____



3. b+a+t = _____



4. b+a+g = _____



5. h+o+u+s+e = _____



IV. My school

Fill in the blanks with the words given in the box.

[love, school, big, play]

1. I like to go to my _____.
2. My school name is _____.
3. I read and _____ at school.
4. My school is very _____.
5. I _____ my school very much.



**STATE COUNCIL OF EDUCATIONAL RESEARCH AND TRAINING
TELANGANA, HYDERABAD.**

ACADEMIC YEAR 2020-21

Class : II

Medium : All Media

Subject : English

Unit: I

Topic / Concept : At the Zoo

Worksheet No : 7

I. Read the following passage :

Abhi goes to zoo

The van was moving. "Stop! stop! Saleem uncle, please stop!" shouted Abhi. "Stop! stop! Abhi is coming," shouted the children. Saleem, the van driver, stopped the van. Abhi got into the van. Lo! the van was going to the zoo, "pom....., pom....., pom.....".

1. Where is Abhi going?

2. What is the bus driver's name?

3. Why did the driver stop the van?

4. Who shouted "stop!" "stop!"?

5. Did Abhi get into the van?

II. Fill in the blanks with the words given.

[elephant, lion, zebra, giraffe, zoo]

1. Abhi and his classmates are now at _____.
2. A _____ has a long neck.
3. The _____ is roaring in the zoo.
4. An _____ has a long trunk.
5. A _____ has white and black lines on its body.

III. Match the following picture with its name.

1.



zebra

2.



elephant

3.



snake

4.



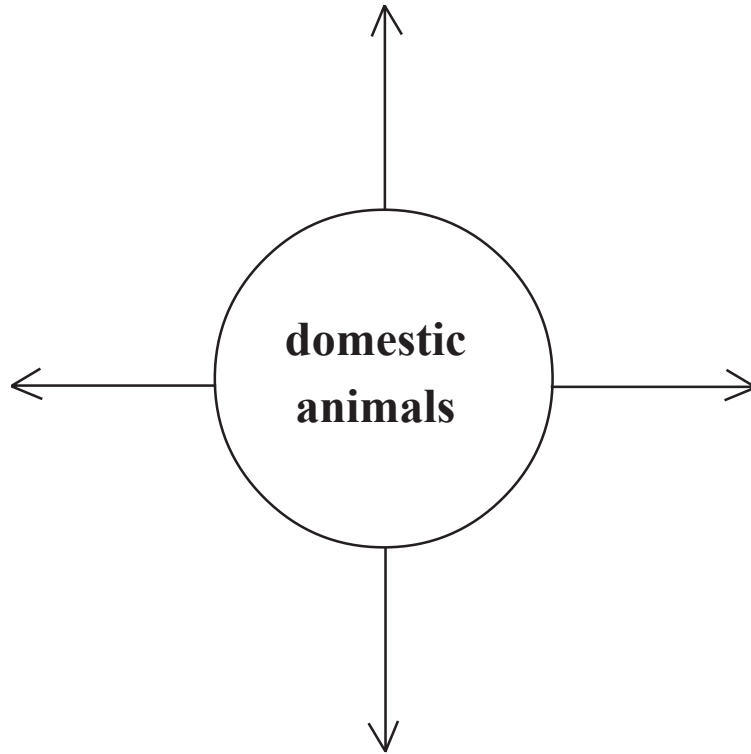
camel

5.



rabbit

**IV. Name some animals that you see around you
[domestic animals]**





**STATE COUNCIL OF EDUCATIONAL RESEARCH AND TRAINING
TELANGANA, HYDERABAD.**

ACADEMIC YEAR 2020-21

Class : II


Medium : All Media

Subject : English

Unit: I

Topic / Concept : At the Zoo

Worksheet No : 8



I. Look at the picture and answer the questions.

1. What do you see in the picture?

2. Name the animals on the tree.

3. What is the boy doing in the picture?

4. What is the smallest animal in the picture?

5. Name the bird on the tree.

II. Look at the pictures. Write the names of animals / bird you see on the tree.



1. _____

2. _____

3. _____

4. _____

III. Fill in the blanks with the words given.

[short, elephant, ears, trunk, eyes , long]

1. An _____ is a big animal.

2. It has two small _____.

3. Its _____ are very big.

4. It has a _____ tail.

5. It has a _____ trunk.

6. It uses its _____ to pick up things.

IV. Circle the rhyming word for the given word.

1. hen : sun pen

2. big : fig dug

3. cat : pot bat

4. run : sat fun

5. rat : mat pin

6. bird : road third



**STATE COUNCIL OF EDUCATIONAL RESEARCH AND TRAINING
TELANGANA, HYDERABAD.**

ACADEMIC YEAR 2020-21

Class : II

Medium : All Media

Subject : English

Unit: I

Topic / Concept : At the Zoo

Worksheet No : 9



I. Write the following words under the given headings :

lion	driver	camel	woman
doctor	monkey	watchman	horse
tiger	girl	giraffe	

animals	persons

II. Fill in the blanks choosing the correct word from the brackets.

1. The man near the gate is _____ (standing / sitting)
2. He is preparing _____ juice. (fruit / vegetable)
3. A _____ is buying the tickets. (woman / animals)
4. The man is selling _____. (ice-cream / balloons)
5. We see _____ at the zoo. (animals / biscuits)

III. Fill the missing letters.

1. l ____ o n
2. c a m e ____
3. h ____ r s e
4. m o n ____ e y
5. ____ i g e r



**STATE COUNCIL OF EDUCATIONAL RESEARCH AND TRAINING
TELANGANA, HYDERABAD.**

ACADEMIC YEAR 2020-21

Class : II

Medium : All Media

Subject : English

Unit: I

Topic / Concept : At the Zoo

Worksheet No : 10



I. Look at the picture and answer the questions.

1. What do you see in the picture?

2. What is the place in the picture?

3. What are the animals in the picture?

4. Where is the monkey?

5. What are the children doing?

II. Fill in the blanks choosing the correct word from the brackets.

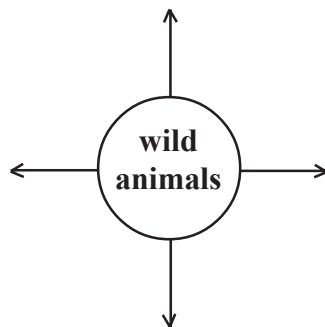
1. _____ is the king of animals. (Lion / Monkey)

2. Animal with a long neck is _____. (snake / giraffe)

3. _____ lives on tree. (Monkey / Elephant)

4. A _____ is a wild animal. (tiger / cow)

III. Name some animals that we see in zoo. [wild animals]



IV. Circle the odd one out.

1. lion tiger crow

2. cat duck dog

3. owl parrot monkey

4. peacock goat zebra

5. fish cow horse



**STATE COUNCIL OF EDUCATIONAL RESEARCH AND TRAINING
TELANGANA, HYDERABAD.**

ACADEMIC YEAR 2020-21

Class : II

Medium : All Media

Subject : English

Unit: I

Topic / Concept : At the Zoo

Worksheet No : 11

I. Read the following passage and answer the question.

I am a Lion. When I walk I "roar". I am the king of the jungle. I love to sleep all the day, I have a big teeth and a big body, I love to eat meat, I stay in a den and my baby is called a cub.



1. Who is the king of jungle?

2. What is the sound of lion?

3. What is the food of lion?

4. What is the baby lion called?

5. What is the home of lion?

II. Match the following with suitable words.

- | | |
|-------------------|------|
| 1. home of lion | roar |
| 2. baby lion | meat |
| 3. king of jungle | cub |
| 4. sound of lion | lion |
| 5. food of lion | den |

III. Find the words hidden in the box below and circle them.

[lion, den, meat, cub, roar]

m	u	s	h	d
e	n	i	r	e
a	l	i	o	n
t	y	m	a	v
c	u	b	r	l

IV. Rewrite the sentences using capital letters and full stop (.).

1. my name is lion

2. i live in a den

3. a baby lion is called cub

4. lion is the king of the jungle

5. i like to eat meat



**STATE COUNCIL OF EDUCATIONAL RESEARCH AND TRAINING
TELANGANA, HYDERABAD.**

ACADEMIC YEAR 2020-21

Class : II

Medium : All Media

Subject : English

Unit: I

Topic / Concept : At the Zoo

Worksheet No : 12

I. Look at the picture and answer the questions.



1. What do you see in the picture?

2. What is the place ?

3. Write the names of the animals in the water.

4. Name the animals you see in the zoo.

5. Which animal do you like?

6. Which bird do you like?

II. Choose the correct answer.

1. There are _____ ponds in the picture. ()

A) two B) one C) four

2. The colour of the parrot is _____. ()

A) blue B) pink C) green

3. The snake is in the _____. ()

A) mud B) water C) sand

4. The crocodile is on the _____. ()

A) land B) water C) tree

5. The fish is _____. ()

A) swimming B) dancing C) climbing

III. Fill in the blanks with the given words.

1. Wild animals are seen in _____. [school / zoo]

2. A horse is standing near _____. [zebra / lion]

3. A _____ is a water animal. [crocodile / giraffe]

4. An owl is a _____ . [bird / animal]
5. The name of the bird that starts with "P" is _____ .
[parrot / pig]

IV. Write true (or) false.

1. Crocodile has a long tail. []
2. Lion is a pet animal. []
3. Owl has four legs. []
4. Fish lives in water. []
5. Peacock is a wild animal. []



**STATE COUNCIL OF EDUCATIONAL RESEARCH AND TRAINING
TELANGANA, HYDERABAD.**

ACADEMIC YEAR 2020-21

Class : II

Medium : All Media

Subject : English

Unit: I

Topic / Concept : At the Zoo

Worksheet No : 13

I. Fill in the blanks with suitable words.

[peacock, crane, elephant, zoo, camel]

1. I have a long trunk. Who am I? _____
2. I live in a desert. Who am I? _____
3. I love to dance in rain. Who am I? _____
4. I am the place where you can see all the animals together.
What am I? _____
5. I have long legs and a long beak, I love to eat fish.
Who am I? _____

II. Circle the first letter of given pictures



P

Z



O

M


3.



B

H

4.



T

L

5.



D

C

III. Match the rhyming words.

1. monkey

()

a. dig

2. pig

()

b. carrot

3. snake

()

c. donkey

4. parrot

()

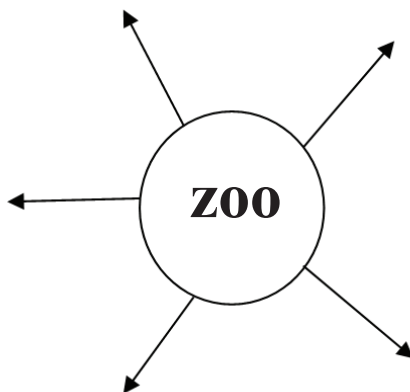
d. hat

5. rat

()

e. lake

IV. Write the words related to zoo.





**STATE COUNCIL OF EDUCATIONAL RESEARCH AND TRAINING
TELANGANA, HYDERABAD.**

ACADEMIC YEAR 2020-21

Class : II

Medium : All Media

Subject : English

Unit: I

Topic / Concept : At the Zoo

Worksheet No : 14

I. Write the names of any five wild animals.

1. _____

2. _____

3. _____

4. _____

5. _____

II. Match the rhyming words.

1. fish () a. fog

2. tail () b. box

3. cat () c. dish

4. fox () d. hail

5. dog () e. fat

III. Write 'Who am I?'

[snake, hen, crow, frog, cat]

1. I am a pet and I say "Bow""Bow""Bow". Who am I?

2. I am a pet and I say "Meow""Meow""Meow". Who am I?

3. I am a pet and I say "cock a doodle doo". Who am I?

4. I am black in colour and I say "caw" "caw""caw". Who am I?

5. I live in ant hill and I say "hiss" "hiss" "hiss". Who am I?

IV. Circle the things related to zoo.

trees	table	tiger	train
turtle	teacher	pen	snake
chair	monkey	book	bear



**STATE COUNCIL OF EDUCATIONAL RESEARCH AND TRAINING
TELANGANA, HYDERABAD.**

ACADEMIC YEAR 2020-21

Class : II

Medium : All Media

Subject : English

Unit: I

Topic / Concept : At the Zoo

Worksheet No : 15

I. Write the given words under correct heading

tiger	cow	giraffe	bear
sheep	lion	goat	horse
monkey	ox		

wild animals	domestic animals

**II. Fill in the blank by adding "ing" to the word given in the bracket.
One is done for you.**

Ex: Abhi is walking on the road. (walk)

1. I am _____ a chocolate. [eat]
2. It is _____ outside. [rain]
3. Birds are _____ in the sky. [fly]
4. Monkey is _____ on the tree. [jump]
5. Cat is _____ the milk. [drink]

III. Write the names of the animals / birds that start with the given letters.

1. E : _____

2. T : _____

3. P : _____


4. G : _____

5. M : _____

6. O : _____

IV. Match the following with picture.

1. running



2. swimming



3. flying



4. jumping



5. walking





**STATE COUNCIL OF EDUCATIONAL RESEARCH AND TRAINING
TELANGANA, HYDERABAD.**

ACADEMIC YEAR 2020-21

Class : II

Medium : All Media

Subject : English

Unit: I

Topic / Concept : At the Zoo

Worksheet No : 16

I. Fill in the blanks with suitable words.

1. Dog is _____ [running / swimming]
2. He is _____ in the school [reading / cooking]
3. I am _____ cricket [playing / eating]
4. A bear is _____ on the log [sitting / flying]
5. Fish is _____ in the water [swimming / walking]


II. Match the animal with its home.

- | | | |
|-----------|-----------|-----------|
| 1. monkey | () | a. den |
| 2. lion | () | b. nest |
| 3. crow | () | c. trees |
| 4. horse | () | d. kennel |
| 5. dog | () | e. stable |

III. Match the picture according to their legs and body.



()



()



()



()



()



IV. Rewrite the sentences using capital letters and fullstop (.).

1. the squirrels gather nuts

2. my bucket is red

3. monkeys like banana and peanut

4. dog is man's best friend

5. cat drinks milk



**STATE COUNCIL OF EDUCATIONAL RESEARCH AND TRAINING
TELANGANA, HYDERABAD.**

ACADEMIC YEAR 2020-21

Class : II

Medium : All Media

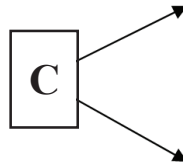
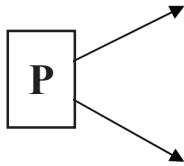
Subject : English

Unit: I

Topic / Concept : At the Zoo





Worksheet No : 17

I. Write names of an animal or bird that begin with the given letter.



II. Identify the picture and write its name

[rabbit, snake, duck, cat, hen, lion]



III. Rewrite the sentence using capital letter and full stop (.).

1. wake up early

2. let your friend go first

3. use kind words

4. wash your hands before eating

5. give respect to others

IV. Circle the odd one out.

1. parrot

crow

dog

2. lion

elephant

duck

3. fish

owl

crane

4. sparrow

goat

giraffe

5. frog

tortoise

peacock



**STATE COUNCIL OF EDUCATIONAL RESEARCH AND TRAINING
TELANGANA, HYDERABAD.**

ACADEMIC YEAR 2020-21

Class : II

Medium : All Media

Subject : English

Unit: I

Topic / Concept : At the Zoo

Worksheet No : 18

I. Match the following.

- | | | |
|-------------|-----|-----------------------|
| 1. birds | () | a. long neck |
| 2. monkey | () | b. trunk |
| 3. giraffe | () | c. jump on trees |
| 4. elephant | () | d. king of the forest |
| 5. lion | () | e. fly in the air |

II. Add more lines to the song using the words given and sing it.

[elephant - stamping, frog - hopping, birds - flying]

1. The monkeys are jumping just like this, just like this

2. The peacocks are dancing just like this, just like this

3. _____

4. _____

5. _____

III. Identify the picture and write its starting letter in both capital and small.

1.  _____

2.  _____

3.  _____

4.  _____

5.  _____

IV. Write the opposites for the following words.

[out, short, stand, small, thin]

1. big x _____

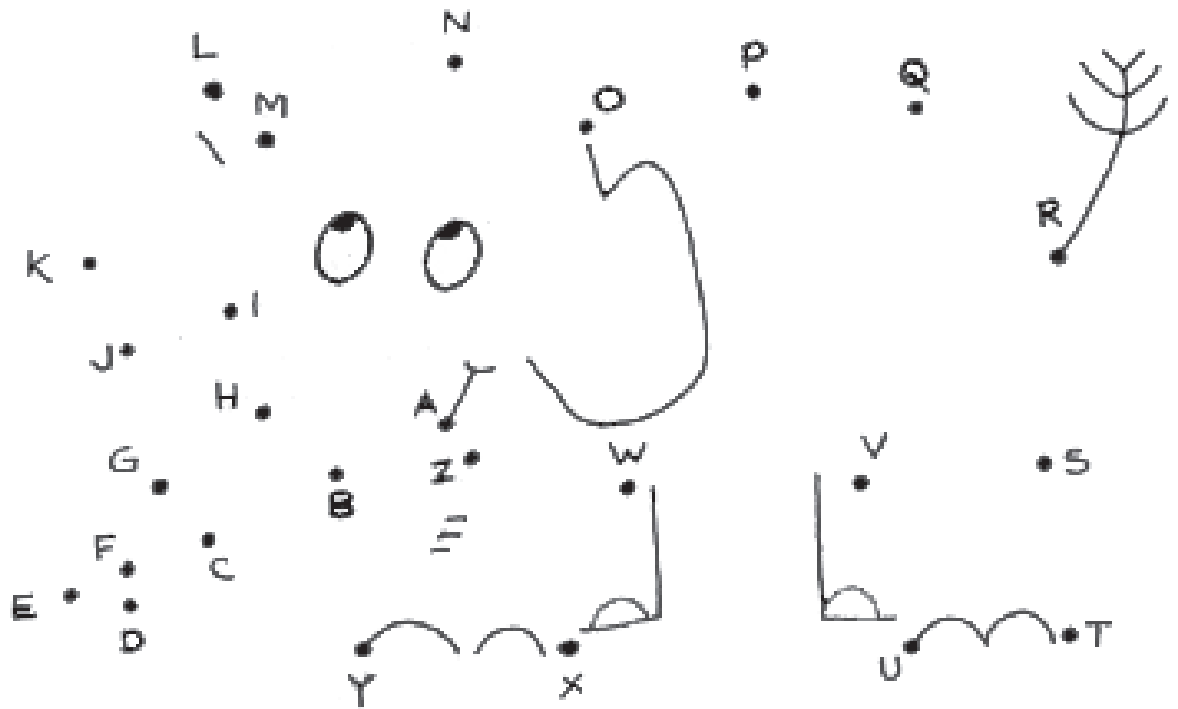
2. tall x _____

3. fat x _____

4. in x _____

5. sit x _____

V. Join the dots and color it.





**STATE COUNCIL OF EDUCATIONAL RESEARCH AND TRAINING
TELANGANA, HYDERABAD.**

ACADEMIC YEAR 2020-21

Class : II

Medium : All Media

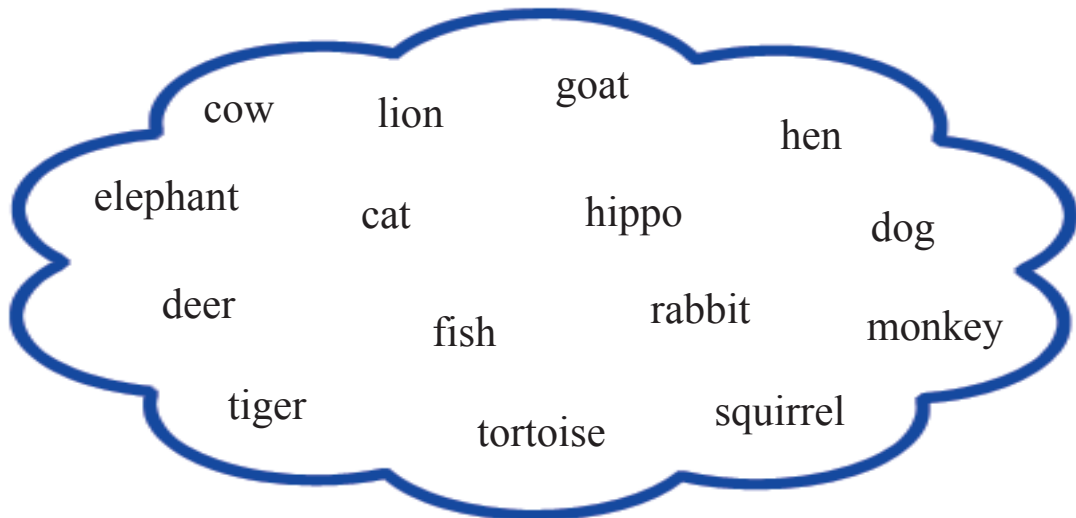
Subject : English

Unit: I


Topic / Concept : At the Zoo

Worksheet No : 19


I. Circle the animals you like.



II. Identify the picture and fill the missing letters




p _____ g




d _____ g



l _____ o _____



s _____ ee _____



f _____ s _____

III. Write true (or) false.

1. Cow gives us milk. []
2. Lion eats banana. []
3. Pig flies in air. []
4. Hen lays eggs. []
5. Monkey is the king of the forest. []

IV. Rewrite the sentence with punctuation like capital letter, comma and fullstop (.).

1. sharing is caring

2. my name is chandu

3. i like apple mango and banana

4. my friends are lalitha swathi and ramya

5. keep your class room clean



**STATE COUNCIL OF EDUCATIONAL RESEARCH AND TRAINING
TELANGANA, HYDERABAD.**

ACADEMIC YEAR 2020-21

Class : II

Medium : All Media

Subject : English

Unit: I

Topic / Concept : At the Zoo

Worksheet No : 20

I. Circle the names of birds.

hippo fox swan cat pigeon

bear camel parrot eagle crow

peacock lion elephant duck giraffe

II. Rewrite the sentences using capital letters and full stop.

1. monkey eats banana

2. a dog barked at me

3. hari has a toy train


III. Circle the food I eat.

1.  :




2.  :
- | | | |
|---|---|---|
|  |  |  |
|---|---|---|
3.  :
- | | | |
|---|---|---|
|  |  |  |
|---|---|---|
4.  :
- | | | |
|---|---|---|
|  |  |  |
|---|---|---|
5.  :
- | | | |
|---|---|---|
|  |  |  |
|---|---|---|

IV. Draw and colour an animal you like.



V. Draw and colour a bird you like.





STATE COUNCIL OF EDUCATIONAL RESEARCH AND TRAINING
TELANGANA, HYDERABAD.

ACADEMIC YEAR 2020-21


Level-2

Class : II Medium : All Media

Subject : English

Unit: 2 Topic / Concept : Where Are You, Sweety? Worksheet No : 21

I. See the picture and write its number in the box.



book

hut

kitten

father

hen

door

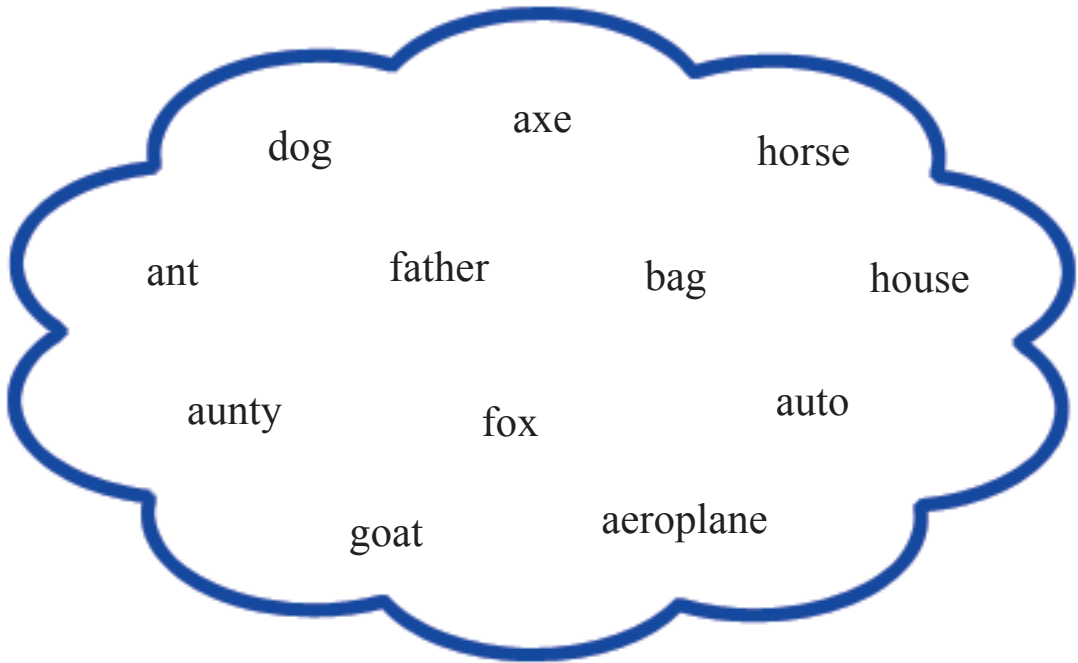
boy

dog

chair

tree

II. Circle the words that start with letter 'a'.



III. Name the domestic animals that begin with the letter given below.

1. D _____

2. C _____

3. G _____

4. E _____

5. H _____



**STATE COUNCIL OF EDUCATIONAL RESEARCH AND TRAINING
TELANGANA, HYDERABAD.**

ACADEMIC YEAR 2020-21

Level-2

Class : II Medium : All Media

Subject : English

Unit: 2 Topic / Concept : Where Are You, Sweety? Worksheet No : 22

I. Look at the picture and answer the following questions.



1. What do you see in the picture?

2. Who is running?

3. How many members are there in the picture?

4. Who is reading the newspaper?

5. Where is he sitting?

II. Fill in the missing letters.

1. b ____ y

2. g ____ r l

3. k ____ t t ____ n

4. r ____ n n ____ n g

5. t ____ e e

III. Name any four objects that you see in the picture.

1. _____

2. _____

3. _____

4. _____

IV. Write plurals for the given words.

1. boy - _____

2. girl - _____

3. chair - _____

4. tree - _____

5. house - _____

6. dog - _____



**STATE COUNCIL OF EDUCATIONAL RESEARCH AND TRAINING
TELANGANA, HYDERABAD.**

ACADEMIC YEAR 2020-21

Level-2

Class : II Medium : All Media

Subject : English

Unit: 2 Topic / Concept : Where Are You, Sweety? Worksheet No : 23

I. Look at the picture and answer the following questions.



1. How many members are there in the picture?

2. What is the mother doing?

3. What is Meena asking her mother?

4. What is Abhi asking his grandfather?

5. What is grandfather doing?

II. Put (✓) or (✕) for the given sentence.

1. Abhi and Meena are playing cricket. ()

2. Sweety is Abhi's pet. ()

3. Grandfather has seen Sweety. ()

4. Sweety heard "bow-wow-ow". ()

5. Meena went to her father. ()

6. Sweety is a small puppy. ()

III. Choose the correct answer.

1. Sweety is a _____ . ()

A) puppy B) kitten C) chick

2. Sweety heard the sound _____ . ()

A) "bow-wow-ow" B) meow meow C) market

3. Sweety started running around the _____ . ()

A) school B) house C) ground

4. Abhi and Meena are _____ . ()

A) brother and sister B) friends C) father and mother



**STATE COUNCIL OF EDUCATIONAL RESEARCH AND TRAINING
TELANGANA, HYDERABAD.**

ACADEMIC YEAR 2020-21

Level-2

Class : II Medium : All Media

Subject : English

Unit: 2 Topic / Concept : Where Are You, Sweety? Worksheet No : 24

Read the following passage and answer the following questions.

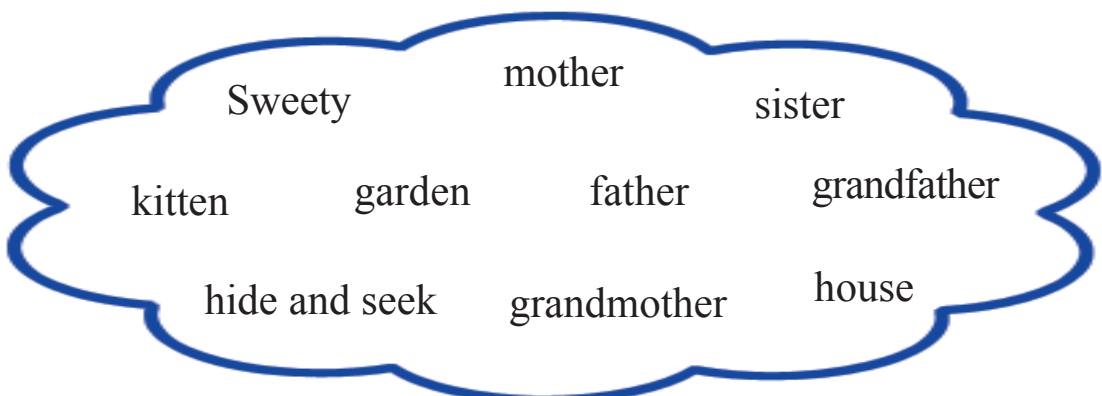
Sweety is a small kitten. She is Abhi's pet. Abhi and his sister Meena play with Sweety every day. One day they were playing hide and seek in the garden. Sweety was also playing there. Suddenly Sweety heard, "bow-wow-ow" Sweety started running around the house. Abhi and Meena ran after Sweety. They could not find her.

Abhi went to his grandfather. He asked him, "Grandpa, did you see Sweety?"

Grandfather said, "No".

Meena went to her mother. She asked her, "Amma, did you see Sweety?" Her mother said, "No... No...".

I. Circle the words related to family.



II. Fill in the missing letters.

1. g ____ rd ____ n
2. h ____ us ____
3. pl ____ y ____ ng
4. s ____ st ____ r
5. m ____ th ____ r

III. Match the following words.

- | | | |
|-----------|----------|------------------|
| 1. Sweety | () | a. Abhi |
| 2. boy | () | b. hide and seek |
| 3. girl | () | c. bow-wow-ow |
| 4. sound | () | d. Meena |
| 5. play | () | e. kitten |



**STATE COUNCIL OF EDUCATIONAL RESEARCH AND TRAINING
TELANGANA, HYDERABAD.**

ACADEMIC YEAR 2020-21


Level-2

Class : II Medium : All Media

Subject : English

Unit: 2 Topic / Concept : Where Are You, Sweety? Worksheet No : 25

I. Look at the picture and answer the following questions.



1. Sweety, a kitten, is Abhi's pet. I like _____ as my pet. (puppy/kitten)
2. I will call it as _____. (write its name)
3. Whom do you play with at home? _____.
4. What is your favourite game? _____.
5. I play with my _____ at school. (parents/friends)

II. Fill in the blanks with suitable word.

[garden, sister, grandmother, play, mother]

1. My _____ cooks food.
2. My _____ tells stories.
3. I _____ everyday.
4. I play with my _____.
5. There is a big tree in the _____.

III. Match the following animals with their sounds.

- | | | |
|---------|----------|------------|
| 1. cat | () | a. roar |
| 2. dog | () | b. moo |
| 3. crow | () | c. bark |
| 4. cow | () | d. meow |
| 5. lion | () | e. quack |
| 6. duck | () | f. caw caw |



**STATE COUNCIL OF EDUCATIONAL RESEARCH AND TRAINING
TELANGANA, HYDERABAD.**

ACADEMIC YEAR 2020-21

Level-2

Class : II Medium : All Media

Subject : English

Unit: 2 Topic / Concept : Where Are You, Sweety? Worksheet No : 26

I. Look at the picture and answer the following questions:



1. Who are searching for the kitten?

2. Where is Abhi looking for the kitten?

3. Where is Meena looking for Sweety?

4. Who is searching under the cot?

5. Who is searching on the cupboard?

II. Choose the correct answer.

1. Pillow is _____ the cot. ()

A) in B) on C) of

2. Meena is looking _____ the cupboard. ()

A) in B) on C) off

3. Abhi is looking _____ the cot. ()

A) in B) out C) under

4. Meena is standing _____ the stool. ()

A) on B) above C) in

5. Abhi and Meena are looking for _____. ()

A) pen B) pencil C) Sweety

III. Rewrite the following sentences using capital letters and fullstop (.).

1. i like to play cricket

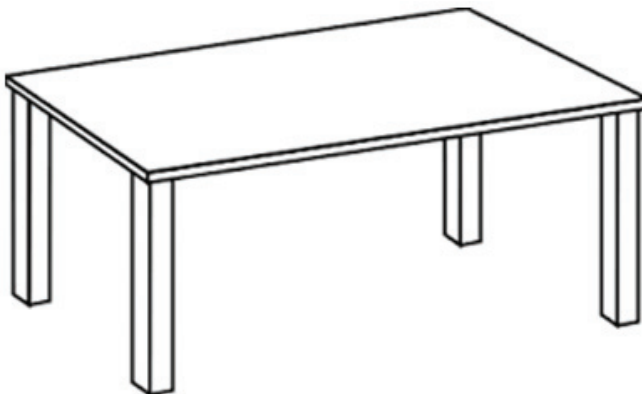
2. ram is my best friend

IV. Name the things you see in the picture.

V. (a) Draw a ball on the table.



(b) Draw a bat under the table.





**STATE COUNCIL OF EDUCATIONAL RESEARCH AND TRAINING
TELANGANA, HYDERABAD.**

ACADEMIC YEAR 2020-21

Level-2


Class : II Medium : All Media

Subject : English

Unit: 2 Topic / Concept : Where Are You, Sweety? Worksheet No : 27

I. Write the parts of a plant using helping words.

[fruits, leaves, stem, flowers, roots]



II. Circle the odd one out.

- | | | |
|-----------|--------|---------|
| 1. Sweety | sweet | Sweety |
| 2. monkey | monkey | Meena |
| 3. apple | Abhi | Abhi |
| 4. garden | garden | grandpa |
| 5. tree | talk | tree |

III. Choose the correct answer.

1. Sweety is _____ the tree. ()
A) in B) under C) near
2. Who climbed the tree to bring Sweety down? ()
A) Abhi B) Meena C) Mohan
3. Mohan is Abhi's _____. ()
A) brother B) father C) friend
4. The kitten was _____. ()
A) in the tree B) on the cot C) on the cupboard
5. Abhi and Meena searched for Sweety in the _____. ()
A) house B) garden C) school



**STATE COUNCIL OF EDUCATIONAL RESEARCH AND TRAINING
TELANGANA, HYDERABAD.**

ACADEMIC YEAR 2020-21

Level-2

Class : II Medium : All Media

Subject : English

Unit: 2 Topic / Concept : Where Are You, Sweety? Worksheet No : 28

I. Look at the picture and answer the following questions.



1. Where is Sweety?

2. Who are looking for Sweety?

3. What did Meena and Abhi hear?

4. Who will bring Sweety down?

5. Why did Sweety climb the tree?

II. Choose the correct magical word.

1. Say _____ when someone helps you. ()

A) thank you B) sorry C) please

2. Say _____ when you hurt someone. ()

A) thank you B) sorry C) please

3. Say _____ when you need something from others. ()

A) thank you B) sorry C) please

II. Colour the given pictures.





**STATE COUNCIL OF EDUCATIONAL RESEARCH AND TRAINING
TELANGANA, HYDERABAD.**

ACADEMIC YEAR 2020-21

Level-2

Class : II Medium : All Media

Subject : English

Unit: 2 Topic / Concept : Where Are You, Sweety? Worksheet No : 29

I. Fill in the missing letters.

1. ____ bhi

2. ____ eena

3. c ____ t

4. c ____ pb ____ ard

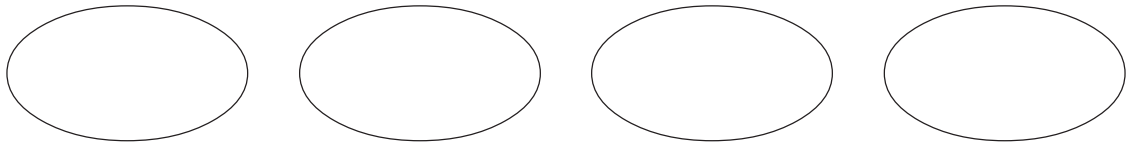
5. t ____ e ____

II. Name five objects that you see in your house.


III. Match the opposites.

- | | | |
|----------|----------|----------|
| 1. up | () | a. sad |
| 2. in | () | b. slow |
| 3. happy | () | c. out |
| 4. sit | () | d. down |
| 5. fast | () | e. stand |

IV. Write the names of the things that you see in your school.



V. Draw your favourite pet and name it.



This is _____ . (Write its name).



**STATE COUNCIL OF EDUCATIONAL RESEARCH AND TRAINING
TELANGANA, HYDERABAD.**

ACADEMIC YEAR 2020-21

Level-2

Class : II Medium : All Media

Subject : English

Unit: 2 Topic / Concept : Where Are You, Sweety? Worksheet No : 30

I. Write the names of the given fruits.




1. _____



2. _____



3. _____



4. _____



5. _____








6. _____

II. Circle the odd one out.

- | | | | |
|----|---------|---------|---------|
| 1. | potato | potato | papaya |
| 2. | cabbage | apple | cabbage |
| 3. | orange | onion | onion |
| 4. | banana | brinjal | brinjal |
| 5. | peas | grapes | peas |

III. Draw five fruits and name them.





IV. Rewrite the sentences using capital letters and full stop (.).

1. my name is abhi

2. i am studying in class II

3. i like mango

4. i love my pet

5. i am a boy



**STATE COUNCIL OF EDUCATIONAL RESEARCH AND TRAINING
TELANGANA, HYDERABAD.**

ACADEMIC YEAR 2020-21

Level-2

Class : II Medium : All Media

Subject : English

Unit: 2 Topic / Concept : Where Are You, Sweety? Worksheet No : 31

I. Match the animal with their names.




II. Rewrite the sentences using capital letters and full stop (.).

1. i am playing

2. the cat climbs a tree

3. i am seven years old

III. Write the names of animal in boxes.



IV. Find the animal names in the grid and circle them.

pig	cow	dog	cat	rabbit
lion	rat	monkey	owl	

p	i	g	z	r	m
x	c	a	t	a	o
l	i	o	n	b	n
c	d	o	g	b	k
o	w	l	g	i	e
w	j	r	a	t	y



**STATE COUNCIL OF EDUCATIONAL RESEARCH AND TRAINING
TELANGANA, HYDERABAD.**

ACADEMIC YEAR 2020-21







Level-2

Class : II Medium : All Media

Subject : English

Unit: 2 Topic / Concept : Where Are You, Sweety? Worksheet No : 32

I. Match the animals with their babies.

1.  () a. calf
2.  () b. kitten
3.  () c. duckling
4.  () d. pig let
5.  () e. chick
6.  () f. puppy


II. Fill in the blanks using the words given.

1. A _____ gives milk. [cow / dog]
2. The _____ lays eggs. [hen / cat]
3. A _____ gives wool. [sheep / rat]
4. A _____ is used to carry loads. [duck / donkey]
5. An _____ has big ears. [cat / elephant]
6. The _____ is "The King of the Jungle" [bear / lion]
7. A dog lives in a _____. [shed / kennel]
8. The lion lives in a _____. [den / house]
9. A rabbit lives in a _____. [stable / burrow]
10. A horse lives in a _____. [stable / hole]

III. Write the names of the picture in the boxes given below.



t		g		r
---	--	---	--	---



l			n
---	--	--	---



c		m		l
---	--	---	--	---



c		i	c	
---	--	---	---	--



**STATE COUNCIL OF EDUCATIONAL RESEARCH AND TRAINING
TELANGANA, HYDERABAD.**

ACADEMIC YEAR 2020-21

Level-2

Class : II Medium : All Media

Subject : English

Unit: 2 Topic / Concept : Where Are You, Sweety? Worksheet No : 33

I. Answer the following questions.

1. Which colour do you like?

2. What is the colour of your uniform?

3. What is the colour of your favourite fruit?

4. What is the colour of your bag?

5. What is the colour of your hair?

6. What colours are there in our flag?

7. Name the animals black in colour.

8. What is the colour of leaves?

9. What is the colour of banana?

10. Name two fruits in red colour.

II. Rewrite the following sentences using capital letters and full stop (.).

1. my hat is black

2. the cat is fat

III. Match the fruit with its colour.


1. apple () a. orange

2. mango () b. green

3. grapes () c. red

4. orange () d. yellow

IV. Draw our national flag and colour it.




V. Colour the pencil as per the given names.

1.  red

2.  blue

3.  yellow

4.  green

5.  orange



**STATE COUNCIL OF EDUCATIONAL RESEARCH AND TRAINING
TELANGANA, HYDERABAD.**

ACADEMIC YEAR 2020-21

Level-2

Class : II Medium : All Media

Subject : English

Unit: 2 Topic / Concept : Where Are You, Sweety? Worksheet No : 34

I. Name the picture with the given action words.

eating	writing	combing	dancing	playing
crying	sleeping	hopping	singing	drawing



II. Frame the sentences from the box and write them below.

I		writing
She	am	sleeping
He	is	dancing
It	are	barking
We		sitting
They		jumping

1. _____
2. _____
3. _____
4. _____
5. _____

III. Write about yourself.

Myself

1. My name is _____.
2. I am a _____.
3. I am _____ years old.
4. I am studying in _____.
5. I like to play _____.
6. I like _____ colour.



STATE COUNCIL OF EDUCATIONAL RESEARCH AND TRAINING
TELANGANA, HYDERABAD.

ACADEMIC YEAR 2020-21

Level-2


Class : II Medium : All Media

Subject : English

Unit: 2 Topic / Concept : Where Are You, Sweety? Worksheet No : 35

I. Complete the sentences using the words.

two white Sweety one four



II. Write the names of any five animals.

--	--	--	--	--


III. Write the names of five birds.

--	--	--	--	--

IV. Find the odd one out.

1. pig parrot parrot
2. dog doll dog
3. camel comb camel
4. cock peacock peacock

V. Draw your favourite bird and colour it.





**STATE COUNCIL OF EDUCATIONAL RESEARCH AND TRAINING
TELANGANA, HYDERABAD.**

ACADEMIC YEAR 2020-21






Level-2

Class : II Medium : All Media

Subject : English

Unit: 2 Topic / Concept : Where Are You, Sweety? Worksheet No : 36

I. Put a tick (✓) mark on the picture of animals that you can have as pet.



II. Join the dots and write the name of the animal.



Ans. _____

III. Rewrite the sentences using capital letters and full stop (.).

1. the cake is very tasty

2. ramu is dancing

3. sita likes singing

4. she is my teacher

5. the sun rises in the east



**STATE COUNCIL OF EDUCATIONAL RESEARCH AND TRAINING
TELANGANA, HYDERABAD.**

ACADEMIC YEAR 2020-21

Level-2

Class : II Medium : All Media

Subject : English

Unit: 2 Topic / Concept : Where Are You, Sweety? Worksheet No : 37

Read the following poem and answer the questions.

LITTLE BROWN PUPPY

My puppy is soft and brown.

He loves to run up and down.

He comes to me when I call.

But runs away with my doll.

I shall take him to the vet.

There his injections he'll get.

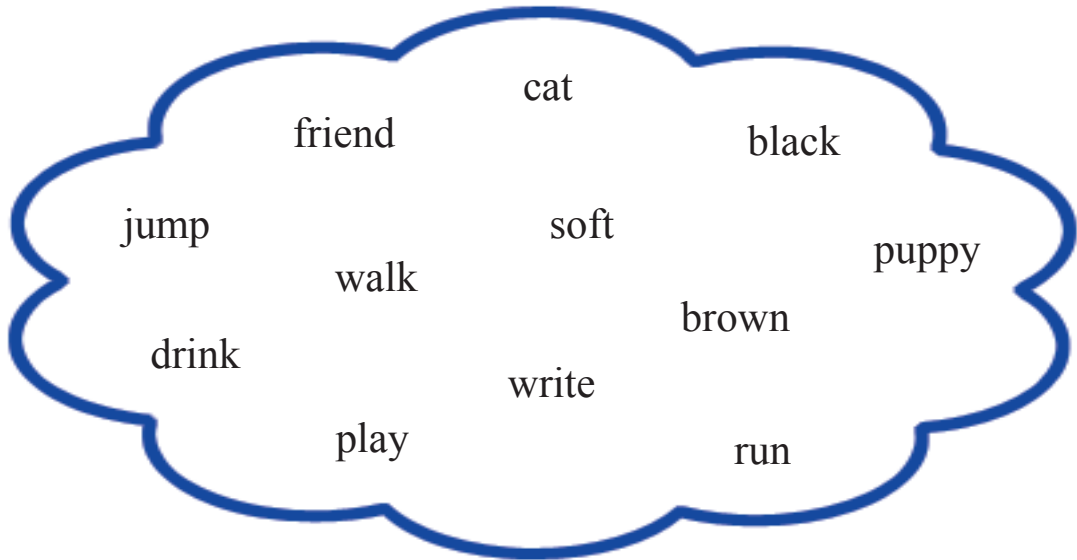
A happy, healthy dog he'll be.

So much like a friend to me.

He'll play with me all the day.

And guard my house when I'm away.

I. Circle the words related to puppy in the rhyme.



III. Fill in the missing letters.

1. s ____ f t
2. p u p ____ y
3. d o l ____
4. p l ____ y
5. b r o w ____



**STATE COUNCIL OF EDUCATIONAL RESEARCH AND TRAINING
TELANGANA, HYDERABAD.**

ACADEMIC YEAR 2020-21

Level-2

Class : II Medium : All Media

Subject : English

Unit: 2 Topic / Concept : Where Are You, Sweety? Worksheet No : 38

Read the following poem and answer the questions.

LITTLE BROWN PUPPY

My puppy is soft and brown.

He loves to run up and down.

He comes to me when I call.

But runs away with my doll.

I shall take him to the vet.

There his injections he'll get.

A happy, healthy dog he'll be.

So much like a friend to me.

He'll play with me all the day.

And guard my house when I'm away.

I. Write the rhyming words from the above poem.

1. brown - _____
2. call - _____
3. vet - _____
4. be - _____
5. day - _____

II. Write the opposites for given words.

1. soft x _____
2. happy x _____
3. up x _____
4. come x _____
5. give x _____

III. Fill in the blanks:

1. My puppy is _____ and brown.
2. He loves to run _____ and _____.
3. But runs away with my _____.
4. I shall take him to the _____.
5. So much like a _____ to me.
6. He'll _____ with me all the day.
7. And _____ my house when I'm away.

IV. Match the following pictures with the words.

1. Guards the



2. Runs away with my



3. He gets an



4. Brown



V. Rewrite the sentences using capital letters and full stop (.).

1. abhi is a good boy

2. old is gold

3. fish swims in the water



**STATE COUNCIL OF EDUCATIONAL RESEARCH AND TRAINING
TELANGANA, HYDERABAD.**

ACADEMIC YEAR 2020-21

Level-2

Class : II Medium : All Media

Subject : English

Unit: 2 Topic / Concept : Where Are You, Sweety? Worksheet No : 39

Read the passage and answer the questions given below.

Bujji is a baby goat. She is looking for food. She is very hungry. She looks to the left and right, But there is no grass. What can she eat? Here is a little plant. It is a mango plant. Bujji is eating it up. Anil is crying. It is Anil's mango plant. Poor Anil!

I. Write True or False for the given statements.

1. Bujji is a baby goat. ()
2. Bujji is very hungry. ()
3. Bujji is eating an apple plant. ()
4. Bujji is eating Anil's plant. ()
5. Anil is crying. ()

II. Answer the following questions.

1. What is the name of the goat?

2. What was the goat looking for?

3. Which plant did Bujji eat?

4. Whose plant did Bujji eat?

III. Fill in the blanks with suitable word.

1. A mango is _____. [yellow / red]

2. Grapes are _____. [white / green]

3. A banana is _____. [black / yellow]

4. An apple is _____. [pink / red]

5. A strawberry is _____. [orange / red]

IV. Add "ing" to the following and write the words.

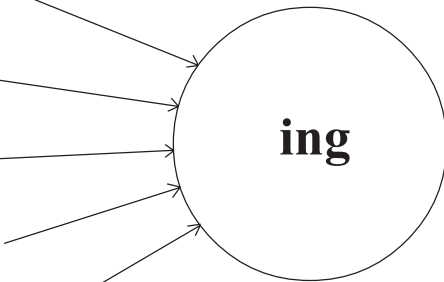
1. cry

2. look

3. stand

4. eat

5. sleep



1. _____

2. _____

3. _____

4. _____

5. _____

V. Draw your favourite fruit, colour it and write it's name.

A large empty rectangular box for drawing and writing.



**STATE COUNCIL OF EDUCATIONAL RESEARCH AND TRAINING
TELANGANA, HYDERABAD.**

ACADEMIC YEAR 2020-21


Level-2

Class : II Medium : All Media

Subject : English

Unit: 2 Topic / Concept : Where Are You, Sweety? Worksheet No : 40

I. Name the following animals / birds.


























II. Write under the correct heading.

bear	dog	parrot	peacock	cat	owl
cow	duck	lion	crow	eagle	monkey

animals	birds



State Council of Educational Research & Training
Telangana, Hyderabad